

NINTENDO  
GAMECUBE

**EXPLOSIVE SPACE WORLD NEWS**

GAME BOY ADVANCE

THE ONLY OFFICIAL SOURCE



# NINTENDO POWER

P.O. Box 97043  
Redmond, WA 98073-9743

CHANGE SERVICE REQUESTED

PSRST STD  
U.S. POSTAGE  
PAID  
NINTENDO  
OF AMERICA INC.

## **N-SIDER STRATEGIES:**

- **ADVANCE WARS**
- **LADY SIA**
- **SPIDER-MAN:  
MYSTERIO'S MENACE**
- **DISNEY'S ATLANTIS:  
THE LOST EMPIRE**

## **STAR WARS ROGUE LEADER**

ROGUE SQUADRON, II

### **PREVIEW PRIME TIME:**

- **LUIGI'S MANSION** • **WAVE RACE: BLUE STORM**
- **SUPER MONKEY BALL** • **GOLDEN SUN (GAME BOY ADVANCE)**

NINTENDO  
POWER

# HIGH OCTANE-

STRAIGHT FROM THE SOURCE!

FREE GIFT!



# MARIO KART SUPER CIRCUIT™

GAME BOY ADVANCE

NINTENDO  
GAMECUBE



## THE POWER TO FINISH FIRST!

Get your power straight from the source with Nintendo Power™. It's everything you need to supercharge your racing! Mario Kart™ Super Circuit™ — the hottest, handheld racing game ever! You'll have all the inside info, like how to use your shells, banana peels and streams — just watch the competition slip away!

### PUT THE PEDAL TO THE METAL!

Get in gear with Game Boy Advance's 32-bit power, 50% larger and brighter pictures, sharper LCD screen and dozens of new games that will be hitting the streets soon. And now, there's never been a better time to power up with the source, because one low price gets you all this:

12 action-packed issues of Nintendo Power for only \$19.95 U.S. (\$26.95 Cdn.). You save over 66%! Plus your choice of these amazing bonus gifts—FREE!

#### Choose from:

- Nintendo Power™ Advance Volume 2  
(featuring: Mario Kart: Super Circuit, Advance Wars, Super Street Fighter II™: Turbo Revival, Justice: Park II: Park subter, LEGO Batman: Quest for the Bats)
- Mario Kart™ Super Circuit™ T-Shirt (adult size L)
- Nintendo Power™ Advance Headphones

Every month you'll get all the tips, tricks, secret maps, moves, previews and reviews to make everyone eat your dust! Plus, get in the subscriber-only lane for exclusive perks like the huge January Bonus Issue, cool contests and more!

Make sure you're firing on all cylinders—subscribe now! Log on or call toll-free 1-800-255-3700 today!

SUBSCRIBE NOW VIA OUR SUPERCHARGED WEBSITE AT:  
[www.nintendopower.com/subscribe/](http://www.nintendopower.com/subscribe/)

OR CALL TOLL FREE: 1-800-255-3700

Some online orders not available in Canada • Visa and MasterCard accepted



SAVE  
66%!  
UP THE NEWSSTAND  
COVER PRICE

# DON'T PASS UP THIS OFFER!



Your  
Choice  
FREE!

Rev-up with the source—*Nintendo Power*! Subscribe now and take your pick of items above—FREE!\* Choose from:

- **Nintendo Power<sup>®</sup> Advance Volume 2**  
Featuring: Mario Kart: Super Circuit, Advance Wars, Super Street Fighter II: Turbo Revival, Jurassic Park III: Park Builder, Lego Blonick: Quest for the TOA.
- **Mario Kart™: Super Circuit™ T-Shirt** (Adult size L)
- **Nintendo Power<sup>®</sup> Advance Headphones**

See the back of this card for all the details or for even faster service, log on to our advanced website at:

[www.nintendopower.com/subscribe/](http://www.nintendopower.com/subscribe/)

Or call toll-free: 1-800-255-3700 — Visa and MasterCard accepted — Sorry, online orders not available in Canada

\*Gift line with paid subscription © 1991, 2001 Nintendo Game developed by INTELLIGENT SYSTEMS. © 2001 Nintendo, "N", and Game Boy Advance are trademarks of Nintendo.



# STAY ON TRACK WITH THE SOURCE.

SUBSCRIBE NOW and get 12 action-packed issues of the source — *Nintendo Power*® for only \$19.95 U.S. (\$27.95 Cdn.)—SAVE 66% OFF the newsstand cover price and you get a FREE gift, too!

Every month you'll get all the full-throttle tips and tricks, maps and moves and reviews and previews you need to really bum rubber!

Plus, you'll also get subscriber-only perks like the huge January Bonus Issue, Cool contests and more.

Don't get left in the dust! Shift your gaming skills into overdrive with *Nintendo Power* magazine. Log on now and save!

SAVE 66%!

OFF THE NEWSSTAND COVER PRICE

[www.nintendopower.com/subscribe/](http://www.nintendopower.com/subscribe/)

Or call toll-free: 1-800-255-3700

\* Gift free with paid subscription. † Sony, online orders not available in Canada.

GAME BOY ADVANCE

## NINTENDO POWER® Yes, I want to PEEL OUT!

### PLEASE CHECK ONE OFFER ONLY PLEASE:

- 12 ISSUES of *Nintendo Power* for only \$19.95 U.S. ← **HOT DEAL!**  
[\$27.95 Cdn.] You save \$39.45!
- 24 ISSUES of *Nintendo Power* for only \$36.95 U.S. ← **BURNIN' DEAL!**  
[\$51.95 Cdn.] You save \$81.85!

### CHOOSE YOUR FREE GIFT\*: Check one item only please!

- Nintendo Power*® *Advance* Volume 2 Offer # 4269
- Mario Kart*™: *Super Circuit*™ T-Shirt [Adult size L] Offer # 4270
- Nintendo Power*® *Advance* Headphones Offer # 4271

\* Gift free with paid subscription. Prices listed include all applicable taxes. Prices are subject to change. Please allow 4–6 weeks for your first issue of the magazine to arrive. Free gift will be shipped via bulk mail. Offer good while supplies last. Please peel out this order form and place it with your payment or credit card information in an envelope with correct postage and mail to:

*Nintendo Power*, P.O. Box 97043, Redmond, WA 98073-9743.

Canadian residents: Remember to use an international postage stamp.

PLEASE PRINT LEGIBLY IN INK. THANK YOU.

MBR # [ ] (Located above your name on your magazine label)

Please fill in the information below:

FIRST NAME				LAST NAME			
MAILING ADDRESS							
CITY		STATE/PROVINCE			ZIP/POSTAL CODE		
PHONE NUMBER				DATE OF BIRTH			
[ ] [ ]				[ ] [ ]			
Payable to Nintendo. Please don't send cash or staple your payment to order form.							
I am paying for this subscription by (CHECK ONE): <input type="checkbox"/> Check or Money Order <input type="checkbox"/> VISA <input type="checkbox"/> MasterCard							
CREDIT CARD NUMBER							EXP DATE
[ ] [ ]							[ ] [ ] / [ ] [ ]
CARDHOLDER'S FIRST NAME				LAST NAME			
[ ] [ ]				[ ] [ ]			
CARDHOLDER'S SIGNATURE X							

Have Tony's skills in the palm of your hand with 3D action on your Game Boy® Advance handheld system.



Rip it up on Nintendo® 64 with Tony's Park Editor and Create-A-Skater features.

The sequel is here on Nintendo® 64 with more riders, new levels and crazy new tricks!

# THE LEGEND IS BACK!

Hawk returns. And he's going bigger than ever on Nintendo® 64 and Game Boy® Advance.

## TONY HAWK'S PRO SKATER 2

Game Boy® Advance:

Game Boy Advance available now



New Game Boy® Advance graphics makes this the ultimate handheld skating game.



Full 3D environments for you to skate in and pull off insane obstacle and signature moves.



Skate on the legendary Tony Hawk parks or one of 15 other top pro skaters.

Nintendo® 64:

Nintendo® 64 September 2001



Skate like one of 13 top pros including the legendary Tony Hawk or create your own custom skater.



Skate head-to-head with your friends in sick new multi-player modes including Trick Wars, Goals, 100% and the recent addition Trick Match.



Design your own mega park in Real Time 3D, using any combo of ramps, funboxes, rails and more.

FEATURING SKATEBOARDING'S TOP PROS:  
BURNQUIST / CABALLERO / CAMPBELL / HAWK  
GLIFBERG / KOSTON / LASEK / MULLEN / MUSKA  
REYNOLDS / ROWLEY / STEAMER / J. THOMAS

INCLUDES HIP HOP AND PUNK SOUNDTRACK FEATURING:  
RADE AGAINST THE MACHINE NAUGHTY BY NATURE PAPA ROACH & MORE

NEVER SET

ACTIVISION  
GAMES  
www.tonyhawk.com

RP-E  
ESRB

NINTENDO 64

GAME BOY ADVANCE

Vicarious  
Visions™

3D  
REALITY

© 2001 Activision, Inc. and its affiliates. All rights reserved. For more information, visit us online at [www.tonyhawk.com](http://www.tonyhawk.com). Nintendo 64 and Game Boy Advance are trademarks of Nintendo, Inc. and its affiliates. Tony Hawk is a trademark of Tony Hawk. Nintendo and Nintendo 64 are trademarks of Nintendo. All other trademarks of Activision, Inc. Game Boy Advance is a trademark of Nintendo. © 2001 Activision.

# STAR WARS ROGUE LEADER

ROGUE SQUADRON II

Rogue Rules... 24



Nintendo GameCubes coverage hits hyperspeed in this issue with a fleet of GCN comic books. Our Star Wars Rogue Squadron II Rogue Leader preview leads the pack with details on the game's scoring, features and cinematic scenes. Discover how this action-packed epic fits into the adventure-filled Star Wars universe.

World News... 30 Open House... 36 "Monkey" Shines... 56



Straight from Tokyo, the scamp from Nintendo's Space World 2001 event is all about upcoming releases for Game Boy Advance and Nintendo GameCafe. Cross the Pacific with Nintendo Power and discover what's in store with our exclusive Space World wrap-up. The report includes news on Florida, Animal Forest Plus and much more.



Incredible special effects, perfect play control and the star power of Mario's younger brother make Luigi's Mansion a sure fire Nintendo GameCafe crowd. Spend some time in the mansion with our screen shot filled preview and find out for yourself why the game was the year's scariest hit of E3.



Nintendo GameCubes' first foray into monkey-based entertainment is a wild, rollicking similes spectacle, with monkeyism, party games and monkey, monkey, monkey. Find out about monkey pool, monkey bowling and monkey lights when you get your appetizing thumbs on our private preview of Super Monkey Ball!

# CONTENTS

VOLUME 149 - OCTOBER 2001

NINTENDO  
POWER

M. Arokawa  
Editor in Chief  
Yoshio Kuboike  
Managing Editor  
Scott Peabody  
Senior Editor

Jessica Jaffe Stein  
Associate Editor  
Scott Mathers  
Alan Averill  
George Sinfield  
Jennifer Villarreal  
Drew Williams  
Contributing Writers  
Jessica Kolosen  
Steven Tobias

Editorial Consultants  
George Horowitz  
Peter Main  
Dan Dawson  
Phil Rogers  
Jacqueline Story  
Juan Tinguale

Copy Editor  
Steven Tobias  
Production Assistant  
Machiko Oerter  
Production Consultants  
Carinne Agbunoy  
Mayumi Lobson

Art Director  
Kim Logan  
Senior Designer  
Jim Caricci  
Tina Corbett  
Designer  
Redoubt Lane  
Andy Myers  
David Waterworth

Production Assistant  
Chris Sheppard  
Design, Layout, Graphics & Illustration  
V-DESIGN INC.  
Production Art Director  
Yoshihiro Ohno

Photography  
JW Anderson  
Adam Crowef  
Oliver Crowef  
Matt Fisher  
Bryan Jones  
Sandy Morris  
John Rice  
Deanna Robb  
Soren Robinson

Cover Design  
Griffes Advertising  
Senior Marketing Manager  
Jeff Borus  
Marketing Specialist  
Machiko Oerter  
For advertising, contact  
griffes@griffesads.com

Subscription Manager  
Jeff Borus  
Marketing Specialist  
Machiko Oerter  
For advertising, contact  
griffes@griffesads.com

VOLUME 149 - OCTOBER 2001  
Nintendo Power is published by the NTPA, an  
international organization of Nintendo fans.  
NTPA is not affiliated with Nintendo. For  
more information, visit us at  
http://www.nintendo.com/ntpa. All rights reserved. Nintendo  
and the Game Boy Advance logo are trademarks  
of Nintendo. All other trademarks are the property  
of their respective owners. Nintendo  
and Game Boy Advance are registered trademarks  
of Nintendo. All other trademarks are the property  
of their respective owners. Nintendo  
and Game Boy Advance are registered trademarks  
of Nintendo. All other trademarks are the property  
of their respective owners.

## GAME STRATEGIES

Advance Wars	40
Dragon Warrior Monsters 2	72
Lady Sio	86
Spider-Man: Mysterio's Menace	100
Disney's Atlantis: The Lost Empire	106

## SPECIAL FEATURES

The Force Is Strong in This One: Star Wars Rogue Squadron II: Rogue Leader	24
Step into the Near Future Space World 2001	30
Haunted Hijinx on Nintendo GameCube Luigi's Mansion	36
Fira-Breathing Fun Spyro: Season of Ice	50
It's Round, Wacky and Full of Monkeys Super Monkey Ball	56
Nintendo GameCube Makes a Splash Wave Race: Blue Storm	66
A Shining RPG for GBA Golden Sun	80

## DEPARTMENTS

Player's Pulse	8
Game Watch	14
Nintendo Online	20
Classified Information	52
Counselors' Corner	62
Pakcenter	94
Player's Poll Contest	98
Game Boy a-Go-Go	112
Now Playing	122
Next Issue	128

VOLUME 149 - OCTOBER 2001  
Nintendo Power is published by the NTPA, an  
international organization of Nintendo fans.  
NTPA is not affiliated with Nintendo. For  
more information, visit us at  
http://www.nintendo.com/ntpa. All rights reserved. Nintendo  
and the Game Boy Advance logo are trademarks  
of Nintendo. All other trademarks are the property  
of their respective owners. Nintendo  
and Game Boy Advance are registered trademarks  
of Nintendo. All other trademarks are the property  
of their respective owners.

# PLAYER'S PULSE



**Boo! Did we scare you? Probably not, but there are a number of games that seem to do the trick—and to our surprise, the eerie fellow who inspired the most letters was a certain salesman from Majora's Mask!** The Write Away, Right Away frightfest is in maximum overdrive, so grab a flashlight and dive in.

## BUMP IN THE NIGHT

It'd say that the Skulltula from Majora's Mask are the scariest creatures I've ever seen. It's freaky when you're walking alone and a bog spider suddenly drops on your head!

Christin Rhoady  
Creswood, KY



The thing that haunts my dreams is the Happy Mask Salesman in Majora's Mask. He's got sharp teeth and piercing eyes, and he always hangs out in the shadows with a creepy song echoing in the background. That's one messed-up dude.

Anastasia  
Via the Internet

The freakiest boss ever was the thing from Super C. It's so scary, I can't even remember its name.

Jay Rhoady  
Via Mail

You mean Red Falcon? Cops, we should have whispered that one.

The scariest monsters are always zombies. They're

even more freaky than my Spanish teacher. You know what would be really scary? Zombies that give you the urge to study Spanish.

Andy Tarvo  
Via the Internet  
Myashane! Zombies me estin  
torturado de dar mecha tarso!

What about Tingle from the Zelda games? He's a 35-year-old man who thinks he's a fairy, shouts "Tingle, Tingle, Koo-loo-lingahp," throws confetti on you and waits for someone to shoot his balloon so he can sell them a map. I don't know about that.

Nathan Elliot  
Columbus, WI



The freakiest character has to be Mother Brain. I mean, it's an enormous, drooling, missile-firing, beam-shooting, bullet-mated, demonic brain on a 30-foot-tall, horribly twisted mechanical body!

Brandon Sobel  
Agulhas, NE

When I first started playing Oceanus of Time, I didn't know anything about the enemies. The first time I saw a RedDead and heard it scream, I was really scared! Now I won't go through



Chris Nolt  
Clearwater, MN

## LETTER OF THE MONTH

The most frightening characters in Nintendo history are the Moblins from Oceanus of Time. I was walking along when BAM!—a Moblin leaped out of the hedges and charged at me with a huge spear. That scared me out of my socks! It's all fun and games until someone puts an eye out with that thing.

Jason Malcoim  
Via the Internet

If you think that's scary, check out our Luigi's Mission preview on page 16! But if you want to experience the rampaging Moblins for yourself, head for the Forest Temple in Oceanus of Time after becoming an adult. We don't know what's worse—seeing a Moblin charge at you or having it suddenly appear **BEHIND YOU**. Shudder.

What about Banjo-Kazooie? When you lose all your lives, Grumpy steps out of her machine and looks pretty, but Tooty looks like an ugly beast! That was spooky!

Michael Rudasill  
Leavenworth, KS



The scariest moment is when you make it to the last boss and realize that you've forgotten to stock up on health items or pick up an important weapon.

Dafuwan  
Timonata, MD

The scariest character? It's gotta be the Great Fairy from Oceanus of Time. I mean, what kind of fairy shoots out of the water and screams like a psycho? Have you seen the way Link locks at her? He has a startled look that says, "Dude, what's going on?!"

Charlie Tyrone  
Via the Internet



I think the most frightening characters are Wario, Waluigi

and Vlade Divac from NBA Showtime.

Sean Moysihan  
Tacoma, AZ

Um... I hate Divac? Sure, he's pretty tall and somewhat hairy, but come on!

The scariest Nintendo scene is in Harvest Moon 64. If you leave your cows in the rain, their eyes bug out.

Clair McCloy  
Via Mail

Thanks for all the memories. Now we probably won't sleep for weeks!

## UP, UP, AND AWAY

I'm going on a trip to Newfoundland, and I'll be flying. It's about an eight-hour trip, so I plan to bring my GBA. But I was wondering if it's safe to bring my GBA on the plane. If I play a game, will it send out radio waves that interfere with the plane's controls?

Brian Anderson  
Via the Internet

All major airlines ask their passengers to turn off handheld devices, including cell phones, pagers, laptops, computers and Game Boy Advances. During takeoff and landings, it's more of a just-in-case precaution than anything else. Once you're in the air, however, you can play to your heart's content—but you might have to share with curious onlookers!

## ANSWER UNKNOWN

In Pokémon Crystal the Unown look like the English alphabet. I was wondering if the Japanese version has over 1,800 Unown to match their alphabets?

Anonymous  
Via the Internet

You're right about the Japanese alphabet—it has a lot of characters. In fact, Japanese is written using three different alphabets. That explains why it sometimes takes a while to export Japanese games to other countries—the translation process can take months. The Unown, however, look exactly the same no matter your Game Boy's country of origin.

## BASIC CABLES

In Volume 147, you showed a picture of the GCN from the back. There is a slot for a regular audio/video cable and a second one for a digital video cable. What's the difference? Does it improve the graphics or what?

Anonymous  
Via the Internet



The digital audio/video cable will provide improved picture and sound—but only if your television has the proper hookup. If your TV is more than three or four years old, you're probably out of luck.

## LINK'S RETURN

I've been a huge fan of Zelda for a long, long time, and think that a Legend of Zelda title on Nintendo GameCUBE would be the best of the series. Mr. Miyamoto has always put an ultimate effort into these games, and I know the GCN will be able to display massive landscapes, detailed villages and huge, complex dungeons. I can't

## NINTENDO POWER SOURCE

Your NINTEO power source is everything Nintendo.

[www.nintendo.com](http://www.nintendo.com)  
NINTENDO POWER  
SUBSCRIPTIONS, RENEWALS,  
BACK ISSUES, PLAYER'S  
GUIDES AND MORE

[www.nintendo.com/consumer/magazine.html](http://www.nintendo.com/consumer/magazine.html)

SYSTEM SETUP,  
TROUBLESHOOTING  
AND REPAIR

[www.nintendo.com/consumer/index.html](http://www.nintendo.com/consumer/index.html)

GENERAL QUESTIONS?  
Try [www.nintendo.com](http://www.nintendo.com)  
or e-mail us at:  
[nintendo@nintendo.com](mailto:nintendo@nintendo.com)

## TALK TO A GAME COUNSELOR

For Help Playing Any Nintendo Game Title  
1-900-288-0707  
U.S. \$1.99 per minute

1-900-451-4400  
Canada \$2.99 per minute  
(1-425-883-9714 TDD)  
8 a.m. - 9 p.m. Pacific Time Monday-Saturday  
6 a.m. - 7 p.m. Sunday. Callers under 18  
must have a parent's permission to call.

## POWER LINE 1-425-883-9729

Pre-ordered Game Tips and Future Product Information  
Get exclusive game info through our most popular games for the Nintendo systems. This call may be long distance, so be sure to get permission from subscribers first. Please call before you call. A charge will be assessed for games available in the power line. e-mail us at:  
[www.nintendo.com/consumer/games/play/powerline.html](http://www.nintendo.com/consumer/games/play/powerline.html)

If you are unable to find what you need at our website, contact us at:  
1-800-255-3790  
(1-800-422-4281 TDD)

Note: We are unable to answer game play questions on this line. For more information, please contact our Customer Support Center at:  
1-800-422-4281 TDD  
8 a.m. - 9 p.m. Sunday. French and Spanish speaking representatives are available.

NINTENDO POWER  
PLAYER'S PULSE  
P.O. BOX 97033  
EDMONT, WA 98073-9733  
E-mail:  
[np@pulse@nintendo.com](mailto:np@pulse@nintendo.com)

want! Is there a planned release date?

*Hofzer Mauerer*  
Via the Internet

The release of a new Legend of Zelda game for the GCN has indeed been announced for late 2002, and the latest information from Space World indicates that it will sport a more cartoonish look than Ocarina of Time and Majora's Mask. We're also learned that the GCN will launch in North America on November 18th, not the 5th as previously announced. The sys-

tem launch colors will be Jet Black and Indigo, while the Controllers will come in Indigo, Transparent Indigo, Space Orange and Jet Black. Check out Game Watch, which begins on page 14, for your first look at the new colors.

### SUPER MOVIE-O BROS.

Every time the Super Mario Bros. movie gets mentioned in Nintendo Power, you insult it. Every single time! I know—I've been keeping count. I like that movie! there-

fore, I would like your magazine to say one good thing about Super Mario Bros. If you would say one good thing, just one good thing, I would feel better.

*Jarob*

Via the Internet  
Well, it's only 37 minutes long. That's a good thing.

### COVER STORIES

What was the weirdest thing Nintendo Power ever put on its cover?

*Preston Chang*  
Via the Internet

Castlevania 2: Simon's Quest was the cover story for NP's second issue, so we dressed a long-haired, blonde man in a cheery costume, gave him a sword and Dracula's severed head to hold and took a picture. That's about as weird as it gets at NP.



### PAC A LUNCH

When you were talking about the Ms. Pac-Man game in Namco Museum for Game Boy Advance, I noticed that the four ghosts were named Inky, Blinky, Pinky and Sue. I thought it used to be Inky, Blinky, Pinsky and Clyde.

*Anonymous*  
Via the Internet

Clyde was a member of the ghostly foreman in Pac-Man, the first of many games in the long-running series. He was later replaced by Sue so that Ms. Pac-Man could have a female adversary.

### ZELDA ON THE TUBE?

Hey! Wasn't there a Legend of Zelda cartoon on television some years ago? I think I once saw an episode where Link was being chased by somebody and he was trying to get away on something. If there really was such a cartoon, could you tell me when it aired?

*Matt Bazzini*  
Bakersfield, CA

Inky, the infamous "somebody chasing something" episode was actually our favorite. But as for your question, yes, there was a Zelda cartoon. Creatively titled "The Legend of Zelda," it debuted with "The Super Mario Bros. Super Show" in 1989 and ran for only 13 episodes. It was aimed in conjunction with another Nintendo-related cartoon, "Captain N: The Game Master."

### DO THE WAVE

Hey Nintendo! Keep up the good work! Here's my question: There's no doubt that I'll buy a GCN, but if I were to purchase four wireless Wavebird Controllers to play Super Smash Bros. Melee, would there be any miscommunication between the Controllers? Would you control two characters at the same time? How does that work? Thanks.

*Luke Borzell*  
Via the Internet

## ARENA BOSS CHALLENGE

We've come up with a diabolical challenge for the Arena this month. Below, we listed 10 bosses from famous (and not-so-famous) Nintendo games of yore. See if you can tell us which game they appeared in. We've included the system each game appeared on, as well as a couple of screen shots to get you started. Send answers to the address at the bottom of page nine, and be sure to write "Arena" on your letter or e-mail. We'll print a list of winners in the December issue.

1. Orochi (GB/C/NE/S)
2. Nizbel (SNES)
3. Big Blag (NES/SNES)
4. Evil Mani Mani (SNES)
5. Shede Man (SNES)
6. Butzbeeb (NG4)
7. Mr. Patch (NG4)
8. Grendel (NG4)
9. Goigroth (NG4)
10. Gouriki (NG4)



### A GUIDING FORCE

How do you decide which games get Player's Guides and which don't? Is it based on difficulty, the company who makes the game, or something else?

*Alec Skowidz*  
Via the Internet

Every wireless Wavebird has its own receiver unit that plugs into the GCN. The Controller communicates with its receiver via radio waves. Each of the receivers is set to a slightly different radio frequency, so no two Controllers will interact. The technology is similar to that used in a garage door opener—an opener will work with only one particular garage. You can drive around town pointing at every garage you see and clicking madly, but it won't do you any good.

We consider many factors when deciding which games will receive the guide treatment. You named an important one when you mentioned difficulty. A game has to be reasonably tough to warrant a guide. Also, the game needs to lend itself to the kinds of tips and tricks you'll find in a guide. A game like Tetris, for example, requires timing and coordination but little strategy, so a guide wouldn't be particularly helpful. And, finally, we take into account how popular we think a game will become.



### BOBBIN' ALONG

In Majora's Mask there are lots of cow statues with bobbing heads. They are everywhere in Clock Town. If you roll into the closest wall, their little heads start bobbing like crazy. It's fun, but why are they there?

*Felicity Hosen*  
Via the Internet

Clock Town doesn't have a buttered toast, so its denizens have to make do with bobbin'-headed buns instead of players.

### WRITE AWAY RIGHT AWAY

Sequels have always been part of the gaming world and we want to know what you think. Do you enjoy revisiting a favorite game in a new way, or do you want only original quests? What are your favorite and least favorite sequels? And check out the Power Chart—are we right on or way off? Send comments to the address at the bottom of page nine.



### A SMASH HIT

I'm really interested in Super Smash Bros. Melee for the GCN. Could you tell me the names of all the weapons and items, all the levels you can fight on and all the secret characters? Thanks!

*Anonymous*  
Via the Internet

Sure, we'd be happy to! The secret characters in Super Smash Bros. Melee are... Well, shake. We're out of room! Look for a detailed preview in an upcoming issue.

### Borders Art Provided By:

Matthew Ahey Virginia Beach, VA  
Bobby Antkowiak Concord, CA  
Gregory Cooney Bristol, VA  
Steve Davidson, Depue, VT  
Ken Higgins, San Angelo, TX  
Eric Johnson, Austin, TX  
Robert Kneibler, Fort Angeles, WA  
Michael Kim, San Marcos, CA  
Chris McCreary, Reno, CA  
Brian McGuire, Hopewell, VA  
Hal Rogers, Nashville, TN  
Douglas Probst, Coonara, PA  
Alec Skowidz, San Marcos, CA  
Lauri Schmitt, San Diego, CA  
Clare Van Dine, Lakeland, FL  
Brendan Strickland, Spring Grove, IA  
John Zwickelmann, New York, NY

## POWER CHART

We're devoting this month's Power Chart to 10 sequels that surpass the original. The humble bro on NP chose the list, but there's lots of room for debate. Was Toole better than Kazooie? And how can anything beat the original Super Mario Bros.? Check out Write Away, Right Away to add your two cents.

### SUPER SEQUELS

1. Mario Party II
2. Banjo-Tooie
3. Rush 2049
4. Breath of Fire II
5. Dragon Warrior III
6. Gauntlet Legends
7. Super Mario Bros. 3
8. Zelda: A Link to the Past
9. Ogre Battle 64: Person of Lordly Caliber
10. Tony Hawk's Pro Skater 2





# ARTIST'S GALLERY

A bright, bold Crono and a smirking Waluigi highlight the Artist's Gallery this month. Be sure to write your name and address on the back of any art you send us, and always use color in your work. Ink and pencil drawings don't show up well in the mag. Finally, don't forget to send your art showcasing rare and overlooked games. We'll print our favorites in the December issue.



Clay Lu • Sumner, Georgia



Kevin Tuerlings • Richmond, British Columbia



Matt McPatrick • Atlanta, Georgia



Matthew Hamburg • Katy, Texas



**WALUIGI**

Kyle Hudson • Danville, Virginia



David Palleschi • Hollbrook, New York



Jammy Hinkle • Powhatan, Idaho



Ivan Martinez • Fort Bragg, California



Michelle Straub • Wilkesbarre, Wisconsin



"The job was a great experience because it was an intermediate step between playing in tournaments and the Pro Tour!"  
—BRIAN SUTTON, PRO TOUR MAGGIO PLAYER

"The Job Championship tournament was definitely a challenge builder for me the two years I competed in it."  
—THOMAS ELLER, PRO TOUR MAGGIO PLAYER

"The job really gave me a chance to compete before I was ready for pro-level competition."  
—CRAIG SCHWAB, PRO TOUR MAGGIO PLAYER

## Great Minds Think Alike.

Great players, each with a unique style. And they all have one thing in common: They've all participated in the Junior Super Series. Challenge yourself to some fun and you could walk away with scholarship money, prizes, and free Maggot<sup>®</sup> for a year. It's a heads-up move.

Your game. Your future.

Find a Challenge near you: [www.wizards.com/jss](http://www.wizards.com/jss)



© 2008 Wizards of the Coast, Inc. All rights reserved. Wizards of the Coast, DCI, and the DCI logo are trademarks of Wizards of the Coast, Inc. in the U.S. and other countries.

# GAME WATCH

THE ONLY INSIDE SOURCE FOR ALL NINTENDO NEWS



WARIO LAND 4

## THIS MONTH

### Return Yagoneco



### Merry Patten & the Sorcerer's Stone



### Rock Pirates



### Beats Micro Frontspin BMX 2



Also this month: *Toy Hawk's Pro Skater 3*, *Beating Heart*, *Seal Callers 2*, *Sports Illustrated for Kids Baseball*, *Dunkley Ramp Racing*

## FINAL NORTH AMERICAN LAUNCH PLANS FOR GCN

Americans, mark your calendars. Nintendo of America has finalized plans for launching the powerful Nintendo GameCube console in the United States and Canada. On November 19th, 700,000 GCN units will be available in two colors. Hoping to avoid the problems that competitors have faced at launch, Nintendo decided to delay the launch by two weeks and increase the number of available GCN consoles by more than 25%. An additional 200,000 Nintendo GameCube consoles will be available by the busiest shopping weekend of the year as a result of the slight delay. The suggested retail price of \$34.95 remains unchanged. Supplies of the first GCN games will also be higher than if the system had launched earlier in the month.

Nintendo GameCube will first appear in the North American market in Jet (black) and Indigo (blue) versions. In Japan, a third color, called Spice (orange), will be available. Separate Controllers in North America will be available in Jet, Indigo and Spice at a suggested retail price of \$34.95. Launch titles from Nintendo include Luigi's Mansion and Wave Race: Blue Storm. Pikmin will be released just one day after the launch on November 19th. All three games carry a

suggested retail price of \$49.95. Gamers should look for Super Smash Bros. Melee and Eternal Darkness: Sanity's Requiem on December 3rd. Many third-party publishers also plan to meet the launch target with their games. Star Wars Rogue Squadron II: Rogue Leader, Super Monkey Ball, Madden NFL 2002, SSX Tricky, FIFA Soccer 2002, NHL Hitz 20-0-0, NFL Blitz 20-0-0, All-Star Baseball 2002, Dave Mirra Freestyle BMX 2, Extreme-G 3 Racing, NFL Quarterback Club 2002 and Crazy Taxi are all planned launch titles. That's the best lineup in Nintendo console launch history and Activision, Ubi Soft, Kemco, Interplay and other publishers are working around the clock to bring you the most impressive first-generation library of games ever seen on a home console.



## WARIO GOES FOR THE GOLD

When Wario stumbles upon a golden pyramid in the jungle, he can't help but charge right in to explore the amazing find and search for treasure. That's how Wario's fourth adventure begins. Remarkable graphics and excellent sound set the stage for Wario's first performance on Game Boy Advance, and the game play in Wario Land 4 is just as freaky and fun as every preceding Wario journey has been to date.

### THE RICHES OF WARIO

Virtually all of Wario's considerable abilities are available to you right from the start in the Hall of Hieroglyphs. Wario's patented charge, stomp, throwing moves, crawl, slide and punch are demonstrated in hieroglyphs on the walls to teach newbies

how to get around. Although Wario is bent on getting rich, players have to find four gems then find the key to the next stage and race to the exit after hitting a timer. At the core of the pyramid are four tunnels leading to four big worlds that Wario must clear before heading off to meet the big boss. As always, Wario takes on silly forms. Among his other skills, he can fly like a bat, blimp up like a balloon and flatten out like a pancake. There are puzzles, boss fights, races against the clock and much more.



WarioLand 4 costs a pretty penny to enter. You can visit an item shop, as well, and stock up on useful stuff, such as an Apple Bomb, a Blast Cannon, a Vinoman, a Bugle or a Smile. You'll need to collect special medals that allow you to use the special items, however.

### MONEY TALKS

With all the talk about Nintendo GameCube, it might be easy to ignore what's happening this fall with Game Boy Advance, but that would be a mistake. Wario Land 4 is one of the best platformers yet for Nintendo's advanced handheld. It features some of the best sound and music of any GBA title so far, and it looks like a million bucks. Keep an eye out for Wario to hit the stores during the busy holiday shopping season at the end of November. You'll be glad you did.

### MINIFUN MADNESS

Between treasure hunting stages, Wario can earn points in the minigames. Try your hand at such activities as Wario's Homerun Derby, The Wario Hop and Wario's Roulette, but keep in mind that you have to spend money to play. Each



## SHOW HIM THE MONEY...

# FIRST PLAY

HANDS-ON PREVIEWS OF UPCOMING GAMES

## UBI MEANS FUN IN THE SUN


In early August, Ubi Soft held a gaming day in Hawaii to showcase its upcoming games for the fall and 2002. In an earlier announcement, Ubi stated that 19 Nintendo GameCUBE titles were in the works but identified just three. Development versions of *Batman: Vengeance* and *Tarzan: Untamed* are impressive. Both are powered by the Open Spaces gaming engine—the same engine that drives Disney's *Donald Duck: Goin' Quackers*. *Tarzan: Untamed* combines extreme sports misadventure with a 3-D platformer. The extreme elements include bungee jumping, surfing and water skiing. The goals are to collect animal helpers and to save the apes.

*Batman: Vengeance* is based on the New Batman Adventures animated series, and the game graphics in the 3-D world look surprisingly sharp and sophisticated. Game play ranges all over Gotham, featuring hand-to-hand combat in arenas with rotating cameras, the Dark Knight's cool

vehicles and even cooler gadgets, such as the Batgrapple, Batscope and Batwing. Ubi Soft plans to release both GCN games by the end of 2001 or in early 2002.

*Batman* is Ubi's impressive GBA follow-up to *Rayman Advance*. It's a racing game set in a weird world of cubicles and isometric 3-D perspectives. Players scramble to the finish line along with competing Borx, meeting fiendish traps and enemies along the way. You can blow up the competition with missiles or rely on countless obstacles to slow down your fellow racers. Such options make Borx something of a Kart-style game,

although the graphics are about as far from *Mario Kart* as you can get. Borx is a solid game that should raise some eyebrows when it's released in the fall.



## TONY'S TANTALIZING TREAT


Some series that pack excitement and quality into every new version, like Tony Hawk's Pro Skater, are rare beasts indeed. So it is with real pleasure that Game Watch announces the impending release of Tony Hawk's Pro Skater 3 for Nintendo GameCUBE. And the most amazing part of the story is that Activision may launch the monster boarder by the end of the year. The first-ever screen shots for THPS3 for GCN show the incredible graphics. The game will also contain 13 pro skaters, truly massive levels of real world locations, a spectacular new Career Mode and awesome rewards.



## SPACE WORLD OVERFLOW

We didn't have enough space in the Space World 2001 article to show you all the great images from the show. So, we're dedicating the Game Watch Gallery to highlights from the video reel. The eyes candy looks as tasty as anything that was playable at the show, but the games featured in video clips only won't feed your GCN appetite until sometime in 2002 or beyond. The shots of *Metrod Prime* reveal elements of play control, not to mention

one-of-this-world graphics. *Doshin the Giant* is a weird sort of RPG. Controlling giant Doshin, players help or hinder the people of an island. You can raise mountains or raise a ruckus. In *Donkey Kong Racing* from Rare, players head for the checkered flag riding Rambi the Rhino, Enguarde the Swordfish and other weird critters. Disney's *Mickey for GCN*, *Soul Calibur 2* from Namco and 1080° *Snowboarding* for GCN round out the list.



1080° Snowboarding for GCN



Metrod Prime



Disney's Mickey for GCN



Donkey Kong Racing

TM & © 2001 Nintendo, Rare. Nintendo logo is a trademark of Rare.



Soul Calibur 2



Doshin the Giant

GAME WATCH | 17

# N-SIDER NEWS

BREAKING NEWS IN THE WORLD OF GAMES

## NEW FROM NAMCO

Namco hasn't made an official announcement on Nintendo GameCube projects for North America yet, but the Japanese parent company recently announced that its major titles would appear on GCN in the future. Two of the earliest projects will ring bells for fighting and racing fans: *Soul Calibur 2* and *Ridge Racer* are headed to Nintendo's next-gen camp. The amazing footage of *Soul Calibur 2* shown at Space World was almost enough to make you



Tekken Advance

want to move across the Pacific, but don't pack your bags just yet. We'll bring you the official word from Namco on the fate of both games in North America as soon as possible. Namco did have an official statement on *Tekken Advance*, however. The game will be released in North America in November. A quick test-battle at Space World confirmed that the hit fighter retains its great moves, characters and graphics for the Game Boy Advance version.

## THE MAGIC OF HARRY POTTER

From Hagrid's midnight ride, which brought Harry to the Dursleys' doorstep, to Harry's exploration of Hogwarts School,



Harry Potter & the Sorcerer's Stone

EA's *Harry Potter and the Sorcerer's Stone* carefully follows the first novel in the *Harry Potter* series. The hands-on version that we saw at Game Watch was nearing completion and looked very promising. Players will amend classes, such as Defense against the Dark Arts. You'll learn to cast spells then move on to class challenge action sequencers. There's adventure, danger, humor and all the great characters from the book and movie. We'll have a preview of *Harry Potter* next month.

## JUST FOR KIDS

BAM! Entertainment has put together a 3-D baseball game for Game Boy Advance with the *Sports Illustrated* for Kids license. The license may not bring anything but recognition to the game—the teams and players are fictitious, so you won't find *Bary Bonds* or *Ichiro* in the game. You can build your own team and even play against friends in Season or Exhibition games.

The 3-D system gives you more realism than you would find in most handheld baseball games, but the play is limited to few strategic options and play control is slow, making the game less of a simulation and more of a simple diversion for young players. The name, *Sports Illustrated for Kids Baseball*, says it all.



Sports Illustrated for Kids Baseball

## PUNCHLINES

*Boxing Fever* for GBA from Majesco is an arcade-style boxing game that features fictional pugilists in bouts around the world. Player characters appear only as a pair of boxing gloves, but their opponents appear as



Boxing Fever

large characters (and good targets) on the screen. The five modes include Single Event, Championship, Survival, Two-Player Fight and Training. It's easy to pick up and get into the fight, but it may take some training to win the championship. Majesco should have *Boxing Fever* ready to be released by October or November.

## THE POCK AND THE ROCK

*Pocky & Rocky with Becky* is Natsume's first Game Boy Advance game, but Super NES fans will remember an earlier *Pocky & Rocky*



Pocky & Rocky with Becky

title from years ago. Those players will be reminded of the action-oriented game play of the original P&R if they pick up the new GBA adventure. It's a refreshingly simple adventure for all ages, and Natsume hopes to release the game in November.

## NEWS FINAL

Konami's *Phalanx* for Game Boy Advance is a quick and clean space shooter for everyone. Good graphics and precise play control make for a winning combination. *Mech Pilot* is an even bigger sci-fi strategy game for GBA from Konami. Players build and command units, collect raw materials and battle alien troops StarCraft-style. There are tons of missions and surprisingly good graphics.

# GAME WATCH FORECAST

With *Advance Wars* already out and *Mech Pilot* on the way, strategy gamers will be busy this fall.

Acclaim has a special treat for BMX fans. Dave Mirra will bring his high-wheeling excitement to GCN this November when Dave Mirra Freestyle BMX 2 is launched.

Having sold over nine million copies of its



Dave Mirra Freestyle BMX 2

JumpStart series of education titles in the PC market, Knowledge Adventure plans to expand to GBC this fall beginning with *JumpStart Dino Adventure Field Trip*. The platform game will cover important early education topics, such as letters, numbers, shapes and pattern recognition.

Konami has announced the development of *Zone of the Enders* 2175. Testament for GBA, in which players control an army of fighting vehicles and giant robot LEVs in a 2-D, turn-based action game. Players can upgrade and customize units between turns.

From Titus comes news of a new sales program that can benefit gamers. The 2XS program covers all of Titus's GBC games, including *Hercules*, *Rox*, *Xena*, *Hands of Time*, *Top Gun*, *Robocop* and 3-D Pool All-Stars. To get free stuff and games from Titus, you'll have to purchase two 2XS games then send Titus the UPC codes. Check out Titus's website at [www.titus-games.com/2xs](http://www.titus-games.com/2xs) for details.

NP is keeping a close watch on some upcoming games, including *Planet of the Apes* for GBC from Ubi Soft, *Yu-Gi-Oh!* (the hit card and video game in Japan) from Konami and NFL Blitz Special Edition from the N64 from Midway.



Dase

Konami

## GAME BOY ADVANCE

ARMED AND DANGEROUS  
BARRY POTTER AND THE SORCERER'S STONE  
BOXING FEVER  
BURIAL MOUND  
CREATOR OF FIRE  
CRAZY PALACE  
CRASH BANDICOOT  
DAVE MIRRA FREESTYLE BMX 2  
HONEY BUNNY PARTY  
HONEY'S BELLADONNA  
THE LOST SPIRITS  
MECH PILOT  
MONSTER'S INC.  
MURDER MYSTERY 2  
PALMARS  
PLANET OF THE APES  
POCKY & ROCKY WITH BECKY  
POWERSUP GUNS  
PREDATOR 2  
ROCKET POWER  
TOMB'S STORY  
WORLD OF GOLF

GRANDS GALAXYS  
RABBIT POTTER AND THE SORCERER'S STONE  
THE TORCROW'S TIGER  
PHANTOM PHASE IN SLASH ATTACK  
AND THE BARBERS 2  
LAND ROUGE THE  
LUDD RACERS 2  
MARS, LOFT IN TIME  
MEL BROTHERS' PRO MIX  
MICK FLETCHER  
METRO 2033  
MIB MURGANS  
MONSTER'S INC.  
MUR MURDER 2  
PALMARS  
PLANET OF THE APES  
POCKY & ROCKY WITH BECKY  
POWERSUP GUNS  
PREDATOR 2  
ROCKET POWER  
TOMB'S STORY  
WORLD OF GOLF

SCORPIO BOB AND THE CYBER GAMES  
SAM & MAXIMUM  
FROGGER ADVANCE  
TAKU  
TOMORROW'S ADVANCE  
WARGAMES SAGA/MARU  
SPORTS ILLUSTRATED FOR KIDS BASEBALL  
SPYGLASS MASTERS OF DECEIT  
SUPER HERO BROS. 2  
SUPER HERO BROS. 3  
SUPER HERO WORLD  
TACTICS ONE  
TERRAN ADVANCE  
THE TEN COMMANDMENTS  
TINY TOONS (2 TITLES)  
WARIO LAME 4  
WORLD WRESTLING FEDERATION  
X-MEN: BEHEMOTH OF APOCALYPSE  
YU-GI-OH!  
YU-GI-OH!

## PLAYSTATION 2

DEEP SEA HORIZONS  
DINO ADVENTURE FIELD TRIP  
AMERICAN FOOT TOUCHER  
ALL STAR HAZARD 2002  
ANIMAL FOREVER PLUS  
ANIMATED BATTLE TOMORROW  
BEHOLD: VERDIGIAN  
BOMBERMAN GENERATIONS  
CRAZY TAXI  
DAVE MIRRA FREESTYLE BMX 2  
DAVE MIRRA FREESTYLE BMX 2 FOR GBA  
DODGE RAMP RACING  
DUEL MIGHT FOOTFIGHTER  
ETERNAL BARRIERS  
ETERNAL 6-3  
FIFA 2002  
JUMP START: DINO ADVENTURE  
KUROKI: ELEMENTS OF POWER  
LAMBDA MANSION  
MADDER RILL 2002  
MADDO BART  
MADDO SAMURAI  
MIDNIGHT PULSE  
MIL DOGS JAZZBOARDS  
MICK FLETCHER  
MIB MURGANS 2002  
MIB STREET RAGNAROK  
NFL HITS 20-02  
NFL QUARTERBACK CLUB 2002  
NFL HITS 20-03  
PHANTASY STAR ONLINE  
PIANOR  
RAULY SIMULATION  
REARVIEW MILE 2000  
ROCKET POWER  
ROCKETS  
ROCKETS  
SCORPIO BOB

GRANDS GALAXYS  
RABBIT POTTER AND THE SORCERER'S STONE  
THE TORCROW'S TIGER  
PHANTOM PHASE IN SLASH ATTACK  
AND THE BARBERS 2  
LAND ROUGE THE  
LUDD RACERS 2  
MARS, LOFT IN TIME  
MEL BROTHERS' PRO MIX  
MICK FLETCHER  
METRO 2033  
MIB MURGANS  
MONSTER'S INC.  
MUR MURDER 2  
PALMARS  
PLANET OF THE APES  
POCKY & ROCKY WITH BECKY  
POWERSUP GUNS  
PREDATOR 2  
ROCKET POWER  
TOMB'S STORY  
WORLD OF GOLF

SCORPIO BOB AND THE CYBER GAMES  
SAM & MAXIMUM  
FROGGER ADVANCE  
TAKU  
TOMORROW'S ADVANCE  
WARGAMES SAGA/MARU  
SPORTS ILLUSTRATED FOR KIDS BASEBALL  
SPYGLASS MASTERS OF DECEIT  
SUPER HERO BROS. 2  
SUPER HERO BROS. 3  
SUPER HERO WORLD  
TACTICS ONE  
TERRAN ADVANCE  
THE TEN COMMANDMENTS  
TINY TOONS (2 TITLES)  
WARIO LAME 4  
WORLD WRESTLING FEDERATION  
X-MEN: BEHEMOTH OF APOCALYPSE  
YU-GI-OH!  
YU-GI-OH!

## PLAYSTATION 2

MIL HITS SPECIAL EDITION

POWERSUP GUNS

## GAME BOY COLOR

IMAGINE MINDS ON MONSTERS 2  
HARRY POTTER AND THE SORCERER'S STONE

HAVEST ROOM 3  
HARRY POTTER: THE CHAMBER OF SECRETS  
MARS MAR 2002

PLANET OF THE APES  
WHY THE WHICH  
THE WORLD IS NOT ROUND



## GCN Goes Global

As the November North American launch of Nintendo GameCube (GCN) draws near, the online group is planning a massive World Wide Web presence for the new console at [nintendogamecube.com](http://nintendogamecube.com). In the time leading up to system launch, the site will give consumers a frequently updated, consistently growing amount of information about the system's features, upcoming releases and the world-class designers and engineers behind the development of Nintendo's most ambitious console yet.

A floating image of the GCN system, shown over a plain background, is central to the site. When you use your mouse to pull, push and manipulate the image, you will earn "points-rewards," which include screen shots, game play videos and other GCN-related content. You will also be able to select pages that are dedicated to individual launch titles, various game and system developers to the system itself. It'll have everything you need to know about Nintendo GameCube in one convenient online site.

Additionally, the site will give you details on Game Clubs, a series of live events that are taking place in



major cities across the United States. Plus, new titles will reach Nintendo Power, described as "main eye" with CD and demo discs, will give players a chance to see the GCN, play demo GCN games, a dozen of demo systems and have a great time experiencing the world of Nintendo GameCube. If you want to know where and when the events are happening, [nintendogamecube.com](http://nintendogamecube.com) is your best information source. It's also the place to make reservations and to purchase VIP tickets to the event.

After the GCN is released, the site will continue to offer information and updates about the new accessories and games. It will also give new owners a chance to register their purchase.

Along with the early Nintendo releases for GCN, such as Luigi's Mansion, Pikmin and Super Smash Bros. Melee, will be the subjects of dedicated news sites at the time of their release. You'll be able to find links to those sites at [nintendogamecube.com](http://nintendogamecube.com).

For more information about GCN that you're craving, you can visit your favorite site. It's the only official online Nintendo GameCube news source: [nintendo.com](http://nintendo.com) and [nintendogamecube.com](http://nintendogamecube.com).

## QUICK BYTES

## ADVANCING

The Japanese version of the Game Boy Advance line released the game collection in the year 2000 and is now being released in America. Nintendo has a Micro SD card-based system that will allow you to download games. When it's time to go, you'll find links to get more info on the Micro SD card-based system for more details.

## POWER PLUG

As you build Power! Power is your official printed source for all information and resources for Nintendo Power. You can go to [www.nintendo.com/power](http://www.nintendo.com/power) to find out what's new in the games that are featured in the magazine. The magazine will include info for readers. Wars, Dragon Warrior Monsters II, Ladybug and Ghouls 'n' Ghosts.

## SPACE WORLD

For more information on the World 2001, hold in "Nintendo Power" magazine. You can also go to [www.nintendo.com](http://www.nintendo.com) to find out what's new in the games that are featured in the magazine. The magazine will include info for readers. Wars, Dragon Warrior Monsters II, Ladybug and Ghouls 'n' Ghosts.

## HIT LIST

A huge number of visitors logged on to official Nintendo websites in July for a total of more than nine million visits and 60 million page views. This month's Hit List reveals the Nintendo game sites that saw the most traffic for the month—popular sites that get more popular as time goes by.

1. [nintendo.com](http://nintendo.com)
2. [pokemon.com](http://pokemon.com)
3. [gameboyadvance.com](http://gameboyadvance.com)
4. [pokemoncrystal.com](http://pokemoncrystal.com)
5. [zelda.com](http://zelda.com)

## F-ZERO UNLOCKED

Your high-speed race antics aren't in F-Zero Advance until you've unlocked your racing machines, such as the Sly Joker and the Fighting Machine. The Sly Joker is the fastest and the Fighting Machine is the best. If you don't have the time to unlock the Sly Joker, the championship race 355 times, you can earn it with a special Nintendo e-mail challenge password. Check out [gameboy.com](http://gameboy.com) in the coming weeks for more details on where and when the password decoder will be available.

## NINTENDO WEBSITE LIST

[beep-420.com](http://beep-420.com)  
[beep-420.com](http://beep-420.com)  
[bioclc.com](http://bioclc.com)  
[bioclc.com](http://bioclc.com)  
[bioclc.com](http://bioclc.com)  
[bioclc.com](http://bioclc.com)  
[bioclc.com](http://bioclc.com)  
[bioclc.com](http://bioclc.com)  
[bioclc.com](http://bioclc.com)  
[bioclc.com](http://bioclc.com)  
[bioclc.com](http://bioclc.com)  
[bioclc.com](http://bioclc.com)  
[bioclc.com](http://bioclc.com)  
[bioclc.com](http://bioclc.com)  
[bioclc.com](http://bioclc.com)

[jstarc.com](http://jstarc.com)  
[jstarc.com](http://jstarc.com)  
[jstarc.com](http://jstarc.com)  
[jstarc.com](http://jstarc.com)  
[jstarc.com](http://jstarc.com)  
[jstarc.com](http://jstarc.com)  
[jstarc.com](http://jstarc.com)  
[jstarc.com](http://jstarc.com)  
[jstarc.com](http://jstarc.com)  
[jstarc.com](http://jstarc.com)  
[jstarc.com](http://jstarc.com)  
[jstarc.com](http://jstarc.com)  
[jstarc.com](http://jstarc.com)  
[jstarc.com](http://jstarc.com)  
[jstarc.com](http://jstarc.com)

[pokemon.com](http://pokemon.com)  
[pokemon.com](http://pokemon.com)  
[pokemon.com](http://pokemon.com)  
[pokemon.com](http://pokemon.com)  
[pokemon.com](http://pokemon.com)  
[pokemon.com](http://pokemon.com)  
[pokemon.com](http://pokemon.com)  
[pokemon.com](http://pokemon.com)  
[pokemon.com](http://pokemon.com)  
[pokemon.com](http://pokemon.com)  
[pokemon.com](http://pokemon.com)  
[pokemon.com](http://pokemon.com)  
[pokemon.com](http://pokemon.com)  
[pokemon.com](http://pokemon.com)  
[pokemon.com](http://pokemon.com)



When you use the NP logo next to a tip or game preview in Nintendo Power, it means you can get more info on [nintendo.com](http://nintendo.com).

Also  
Walmart  
Customer

# AT LAST, A WORLD YOU CONTROL.

It's the world of Nintendo. And now you can control it. By heading to Walmart, where all the latest Nintendo games and accessories are available at Every Day Low Prices. Here, this is your world. Get ready to rule.

**WAL\*MART**  
ALWAYS LOW PRICES  
*Always.*

Walmart.com



## GAME BOY ADVANCE



**ESRB Rating System**  
Entertainment Software Rating System

Early Childhood  
 Everyone  
 Teen  
 Mature  
 Adults Only  
 Rating Pending

© 2002 Nintendo. Game Boy Advance and Game Boy Advance Game Link Cable are trademarks of Nintendo. Super Mario Advance, Mario Kart Super Circuit, F-Zero Maximum Velocity, Advance Wars, Pokemon Crystal Version, and Nintendo GameCube are trademarks of Nintendo. Nintendo Game Boy logo is a registered trademark of Nintendo. All other trademarks are the property of their respective owners.

NOT THAT LONG AGO, IN A NEARBY ROOM WITH A TELEVISION SET... YOU PLAYED THE ORIGINAL ROGUE SQUADRON ON YOUR N64 AND DREAMED YOU WERE IN THE CLASSIC *STAR WARS* FILMS THAT INSPIRED THE GAME. REBEL PROGRAMMERS FROM LUCASARTS AND FACTOR 5 HAVE SINCE RECEIVED SECRET DEVELOPMENT KITS FOR NINTENDO'S ULTIMATE WEAPON, THE NINTENDO GAMECUBE, A CONSOLE WITH ENOUGH POWER TO DESTROY THE GRAPHICAL BOUNDRIES BETWEEN CINEMA AND VIDEO GAMES...

# STAR WARS ROGUE LEADER

## ROGUE SQUADRON II



© 2001 LucasArts Entertainment Company LLC.  
© 2001 Nintendo Ltd. All rights reserved. Star Wars and Star Wars characters are trademarks of LucasArts. All other trademarks are the registered trademarks of LucasArts Ltd.



The graphics in *Rogue Leader* are so richly detailed, screen shots almost look like movie stills.

### FORCEFUL GAME PLAY

It was no Jedi mind trick—the mesmerizing graphics in the demo version of *Rogue Leader* drew throngs of gamers to one corner of an already jampacked Nintendo Booth at E3. Attendees who were lucky enough to get their hands on a Controller knew they were returning to the familiar universe of *Rogue Squadron*, but nothing could have prepared them for the cinematic intensity of the game play. The hyperrealistic, beautifully textured graphics support 480p HDTV. Pitch-perfect sound effects and a rousing score in five-channel, Dolby surround sound will set your spine a-twitching. The technical accomplishments are amazing, but improved game features and movie-oriented missions are the main reasons to rejoin



Get up close and personal with an Imperial Star Destroyer. A Factor 5 developer spent weeks creating the massive ship.



The icy outposts on Hoth show the incredible level of detail in *Rogue Leader*. You'll probably be ground to zero, but, rest assured, they look authentic.



You'll be able to check out your ship before you blast off by moving your pilot around the hangar. A first-person camera will allow you to examine the ship's intricate textures. Each of the game's hangars is appropriate for its mission.



Your job will probably drop the first time you fly into the Cloud City on Bespin. Unfortunately, the laser cannons and TIE Fighters won't allow you much time for sight seeing.

the squadron. It's time for a preflight check as your X-Wing is prepped for take-off.




The familiar ships from *Rogue Squadron* are back, along with a few new additions. Can you guess what type of craft is shown above?

**ROGUE LEADER'S IMMERSIVE GRAPHICS AND SOUND WILL DROP YOU INTO A COCKPIT AND SEND YOU RACING THROUGH A GALAXY FAR, FAR AWAY.**

## THE SQUADRON'S GOT YOUR BACK

The sequel to the *NC-4's Squadron* is called *Rogue Leader* for a reason: You'll be able to assign tasks to your wingmen and ground troops mid-mission. A tap on the Control Pad will bring up a cross icon in the left corner of the screen. You'll press the corresponding part of the Control Pad to issue an order. If you are attacking a ground installation protected by TIE Fighters, for example, you could send your wingmen to intercept the TIEs while you find your targets. During certain missions, you'll also be able to direct ground troops to take out Imperial forces at critical moments. The command options will allow you to experiment with different tactics and will ultimately help you earn medals. After you pick up a special power-up in the game, you'll be able to send your wingmen after specific enemies when you pinpoint them



At certain points in each mission, you'll be able to order wingmen to do your bidding. This command icon in the upper left-hand corner will usually give you three or four options.

NEW FEATURES LIKE INTERACTIVE WINGMEN AND A TARGETING COMPUTER ADD GREATER AUTHENTICITY TO THE GAME'S MISSIONS.



In the Hoth mission, you'll have support with ground forces that can aid you in destroying AT-STs, or hold them off by while you're the job yourself.



## STAY ON TARGET

The Targeting Computer, aside from adding another layer of authenticity to *Rogue Leader*, is a genuinely useful tool for locating enemies. When you activate the computer, you'll automatically switch to cockpit view and a heads-up display will slide into place in front of you. The computer's orange filter highlights objects in different colors—yellow objects are essential targets, purple objects are nonessential targets. Friendly Falcons are not highlighted. If you leave the Targeting Computer on, however, you'll miss out on the cinematic explosions when you find your mark. In addition to the original *Rogue Squadron*, the stranner in the upper right-hand corner of the screen from the original *Rogue Squadron* is back. The new version is a 3-D dome display that uses lines to show the relative altitude of other vehicles.



The Targeting Computer is invaluable for locating distant targets so you can plot your attack. Targets essential to the mission appear in yellow on the computer screen.



Many of the missions have large objects with smaller targets on them. The Targeting Computer will help show you where to direct your Laser Cannon.

## EMPIRE WRECKER

Just like *Rogue Squadron*, *Rogue Leader* is a mission-based game that requires you to complete preset objectives before you can progress. Unlike the original game, *Rogue Leader* allows you to play missions that recreate events from Episodes IV through VI, starting with the climactic Death Star battle at the end of *A New Hope*. In the game's main missions you'll play as either Luke Skywalker or Wedge Antilles, the two best fighter jocks in *Rogue Squadron*. In bonus missions—such as an asteroid field mission that involves the Millennium Falcon—you'll be able to play as a variety of different characters and use several new ships. LucasArts would like to keep many of the missions secret until the game's release, but we can give you the scoop on four varied battles.

### DEATH STAR



The mission over the mainframe Death Star follows the movie so closely that you may find yourself reciting Luke's lines.

### RAZOR RENDEZVOUS




There will be plenty of high-speed battles in *Rogue Leader*, including a B-Wing assault on a Star Destroyer. The level of detail on the Imperial ship is mind-boggling.

### HOTH BATTLE



Luke's heroic attack against four-legged Imperial AT-ATs in the Empire Strikes Back comes to life in an early mission in the game. Put your handle on Speeder to good use.

### RAID ON BESPIN



The movie, and atmosphere of *Bespin* is the setting for a high-speed assault on the occupying Imperial forces. It's a classic showdown between TIE Interceptors and A-Wings.



The second part of the *Bespin* mission takes place over Lando Calrissian's Cloud City. The metallic skyports conceal many hidden gas and Imperial Stormtroopers.

MANY OF THE MISSIONS IN *ROGUE LEADER* ARE TAKEN DIRECTLY FROM THE MOVIES THAT INSPIRED THE GAME. YOU'LL FINALLY BE ABLE TO PARTICIPATE IN SEVERAL EPIC BATTLES.



## RADICAL RIDES OF THE REBELLION

You're probably familiar with most of the ships in *Rogue Leader*, but you certainly have never seen them rendered in such fine detail. You'll be able to look them over in the hangar in a first-person camera mode using the C Stick before you take off for your mission. The tight control from *Rogue Squadron* remains intact in the new game, but the quality of the sounds and graphics has been improved exponentially. No ship is perfect for every mission, so each mission assigns you the appropriate craft to get the job done. After you complete a mission, you'll be able to replay it using different fighters.

### A-WING



The A-Wing is the Alliance's fastest fighter and also its least shielded. The arrowhead-shaped craft is ideal for hit-and-run tactics and deals with the Empire's own speed demons, TIE Interceptors.



### X-WING

The X-Wing is the crowd-pleaser of the rebel Alliance—for a very good reason. It has average speed, average power and average maneuverability, but its middle-of-the-road performance makes it outstanding in the most important category of all: beating and destroying TIE Fighters.



### B-WING



It's odd looking, but it carries so much firepower that enemies aren't fast enough to launch at it. Like the X-Wing, the B-Wing has adjustable fins that open before it fires its rear cannons.



### SPEEDER



Speeders are used strictly for close air support in land wars. They aren't particularly fast or powerful, but their maneuverability and rear-mounted cannons make them more than a match for AT-AKs. *Rogue Leader* features a new rotating camera angle when you engage the heroes.

## DARK FORCES

The Empire's ace pilots are back, and they're a lot smarter than they were the last time. TIE Fighters and other Imperial craft have improved AI to make dogfights more realistic and challenging. There are a lot more of them to fight, too. In some of the space missions, you may find yourself overwhelmed by enemy squadrons as they attack Rebel ships like swarms of locusts. Intensely detailed ground forces—such as Stormtroopers and gigantic AT-ATs—will light up the skies with blaster fire. Of course, this time around, you'll also have to take on massive Star Destroyers—and a little thing called the Death Star. In all the battles, you may be inclined to ooh and ahh over the visuals and sound effects before you roll up your sleeves and turn in medal-winning performances.

### AT-ST

The All Terrain Scout Transport walkers are speedy, armored tanks that move about on two mechanical legs. They pack a lot of firepower, as you'll discover if you enter them head-on.



### TIE INTERCEPTOR



The TIE Interceptor is a high-speed variation of the TIE Fighter. They're versatile as shields, but their speed and agility make them very difficult to target and tough to shake when they get on your tail.



### AT-AT




The large, lumbering All-Terrain Armored Transport is the Empire's workhorse troop transport. You'll see the machine's war machine display this "all-terrain" versatility in a couple of different settings in the game.

### TIE FIGHTER



The TIE Fighters are the bad guys of the Imperial Forces—they tend to show up in nearly every battle. They're surely the primary targets in a mission, but they also can't be ignored.



## WE'RE ON THE LEADER

There are many cool new features in *Rogue Leader*—such as a training mode and an innovative time element that works with the Nintendo GameCube's internal clock—but you'll need to wait a few weeks before the full force of the game is unveiled. Until then, practice targeting Wump Rats. 🐾

# SPACE WORLD 2001

## NINTENDO POWER EXCLUSIVE REPORT



NINTENDO'S ANNUAL SPACE WORLD 2001 EXPO WAS A COLORFUL CIRCUS OF GAMES, NEWS, PREVIEWS, CONTESTS, GIVEAWAYS AND TEAMING MASSES OF GAME FANS PACKED INTO THE CONVENTION HALL LIKE AN ARMY OF EXCITED PIKMIN ON A MISSION.



A Star Fox Adventure: Dinosaur Planet B Space Worldhordes C Super Smash Bros. Melee D Pikmin

### LAND OF THE RISING FUN

At Makuhari Messe near Tokyo last August, Japanese gamers made the most of their first chance to hold the Nintendo GameCube Controller by walking Luigi through his ghost-infested mansion, leaping into battle in Super Smash Bros. Melee and racing

through stormy seas in Wave Race: Blue Storm. Space World 2001 boasted the largest lineup of playable GCN titles to date—one hundred Nintendo GameCube units running 17 titles from Nintendo and third-party publishers. There was a treasure



E Star Fox Adventure: Dinosaur Planet F FFA 2002 Nintendo Power Readers logo is a trademark of Rave.

trove of 55 new GBA games, the debut of Nintendo's Card-E Reader, exciting news from Mr. Miyamoto concerning upcoming games and a two-day Super Smash Bros. Melee tournament. And NP was there to capture all the highlights.

### STEP UP TO NINTENDO GAMECUBE

The incredible Nintendo GameCube screen shots may speak for themselves, but they're only half the story until you actually pick up the GCN Controller and start playing the games for yourself. Nintendo's awesome lineup at Space World 2001 included Super Smash Bros. Melee—the crowd favorite—Luigi's Mansion, Pikmin, Star Fox Adventures: Dinosaur Planet, Animal Bencho, Eternal Darkness, Wave Race: Blue Storm and Animal Forest Plus. There were impressive titles from Sega, Electronic Arts, Hudson, Kenko and a Japanese publisher, simply named Software, and its RPG entitled Rune. Several other jaw-dropping games were shown in video footage, including Kenko's Batman: Dark Tomorrow, Soul Calibur 2 from Namco, Rare's Donkey Kong Racing and Nintendo's 100% Snowboarding for GCN. We've got pics of all 17 demo games, and you can check Game Watch for perks at some of the video-only titles. Although it is likely that many of the games listed above will reach North America during the next year, some of them have not been officially announced at this time. A number of launch games, including Star Wars Rogue Squadron II: Rogue Leader weren't shown at Space World 2001.



A Bomberman Generations B FFA 2002 C Luigi's Mansion D Wave Race: Blue Storm E Super Smash Bros. Melee F. A character in a game. Nintendo Power Readers logo is a trademark of Rave.

### CONNECTING WITH MIYAMOTO

Nintendo's Shigeru Miyamoto introduced the next step in cross-platform gaming at Space World when he demonstrated two ways to play games using linked Nintendo GameCube and Game Boy Advance systems. In the first example, Mr. Miyamoto showed a GCN Kirby game that he controlled using a GBA with a special tilt-sensor Game Pak. By tilting the GBA unit equipped with the special Pak, he controlled the game, which appeared on the TV and on the GBA screen. When Kirby fell off the platform on the TV screen, he landed on a lower platform on the Game Boy Advance screen from which he could pop back up to the TV when he reached a jump pad. The tilt-sensor Pak was just one example. Using various types of specialized Game Paks, you could create a wide range of custom GCN Controllers out of your GBA for use on

Nintendo GameCube. Mr. Miyamoto's second example of how Nintendo's two video game systems can connect introduced Animal Forest Plus for GCN. Players can take a boat from the GCN game to an island that appears on the GBA screen. The GBA island is a transfer point. Once characters are on the island, they can travel (in the GBA) to another copy of Animal Forest Plus for a visit. There is also a print program option in the GBA island where players can create their own colorful textures for clothes and signs. In both cases, the innovative connection between the GBA and Nintendo GameCube adds excitement and depth to the gaming experience. Mr. Miyamoto assured his appreciative audience that the two examples are just the tip of a very large and cool iceberg.



The top picture reproduces the special island as it appears on GBA while the lower screen shot shows Animal Forest Plus on Nintendo GameCube.

## POWER PICKS

All the GCN games looked great, but some were better than others. We loved Luigi's Mansion, Super Smash Bros. Melee, Wave Race: Blue Storm, Pikmin and Virtua Striker 3. Sonic Adventure 2, Phantom Star Online, SSX Tricky and Rune needed a little polishing. Star Fox Adventures: Dinozaur Planet was the most improved game from DS.



A. Phantom Star Online B. Virtua Striker 3 C. Animal Forest Plus D. Enemies of strange rats invade Space World for the second year in a row! Actually, the guest robot is Hattori—also, a popular Nintendo character in Japan. In spite of the hamster's fame, the war for above seems a bit surprising to see Hattori being around on twileggs. E. Animal Forest Plus F. SSX Tricky G. Universal Studio's Theme Park H. Super Monkey Ball I. Rune J. Mario and friends cruise the floor

## ADVANCING GAME BOY

NP has been reporting on upcoming GBA games for months, but many of the titles in development in Japan had never been under wraps until they appeared for the first time at Space World. More than 50 GBA titles from virtually every major publisher appeared in playable form. Nintendo's Super Mario Advance 2 featured a gorgeous recreation of Super Mario World along with a new Mario Bros. multiplayer game. Golden Sun, Fire Emblem, Luna Blade and Battland—all from Nintendo—enflamed the imaginations of RPG fans while action buffs headed for trial runs of Diddy Kong Pilot and SabreWulf, both from Rare. Some of the biggest lines were of people waiting to try Namco's Tekken Advance and Sega's Sonic the Hedgehog Advance. Konami showed soccer and baseball games in addition to the lineup already headed to North American retailers. Capcom had early versions of Street Fighter Zero, Breath of Fire 4 and Mega Man Battle Network 2, not to mention an unusual game that involved herding sheep. There were puzzle games, sports titles, virtual pets, adventures for young gamers and classic games, such as mahjong. There was even a text-based murder mystery from Capcom that takes place in a courtroom, complete with a judge, a gavel, prosecutors and testimony. All the games shown were headed for the Japanese market, but it's quite likely that many of the titles will end up on our shores, as well. In addition to the GBA games, there were 10 GBC titles.

A. Super Mario Advance 2 B. Diddy Kong Pilot C. Mega Man Battle Network 2 D. SabreWulf E. Tekken Advance F. Sonic the Hedgehog Advance G. Street Fighter Zero H. Fire Emblem



Diddy Kong Pilot™ © 2004 Nintendo/Rare  
RuneWare signs a trademark of Blue

## SONIC'S DAD

Ten years after Sonic first sprinted onto the scene and instantly became synonymous with Sega, Nintendo Power met with Yuji Naka, the creator of Sonic and the president and CEO of Sonic Team, one of Sega's premier game development studios. The historic meeting took place at Space World, where three of Naka-san's games were blasting players into fits of gaming bliss... on Nintendo's next generation platforms. Consider it a sign of how much the gaming world has changed over the past year.

Like Mario, Sonic is the unique creation of a talented game designer, but Yuji Naka didn't pull Sonic out of a hat. In fact, when Naka-san went looking for a job after high school, his first choice was Namco (we expect Namco is still shaking its corporate head over missing the opportunity). He ended up going to Sega, where he hoped to work on arcade games. That dream was realized 27 years later when he created Samba de Amigo, the hit game that uses maracas for Controllers. In fact, his first programming project was a little-known

SG-1000 title called Girls' Garden, in which the female hero collected flowers to give to a boy while avoiding enemy bees and bears.

When Naka-san's talent for creating unique game play became apparent at Sega, he began directing and producing projects, such as Sonic the Hedgehog and Nights. "I had the idea to make a character sort of like Mario," Naka-san told us about the creation of Sonic. "I studied Mario, but I didn't want to be in competition with him. Instead, I made a very fast style game,

and that was Sonic." When we asked him how he got the idea for a blue hedgehog, Naka-san laughed. "Sonic started out as a rabbit with long ears," he said. "The long ears would stream out behind him when he ran, showing how fast he was going. After a time, we decided that the character should have spines for protection when he crashed into things, so Sonic became a hedgehog. The blue color came from Sega's corporate logo."

As it so happens, Sega was looking for a character to carry its banner as a leading video game company and the rest is his-

tory. We also asked Naka-san about his philosophy of game design. The answer was simple and insightful. "I want to make something really new that no one has seen before. It should be full of surprises and make people happy." With Sonic Adventure 2 and Phantom Star Online for GCN coming next year, and Sonic the Hedgehog Advance scheduled to be released soon, it looks like Yuji Naka will make many people very happy. What else did he have to say about working with Nintendo? "I'd like to see Sonic and Mario give each other a hug." Yeah!



## ADVANCED PICKS

With so many games to play, it was hard to choose the best of the Pick. *Super Mario Advance 2* featured beaute graphics that Mr. Miyamoto pointed out when asked about the dizziness of some GBA games. As it turns out, on-set programming and design can eliminate most of the problem.

Rare's first GBA offerings, *Diddy Kong Pilot* and *Sabrewulf* both had great graphics and play control. *Tiddies Advance*, *King of Fighters*, and *Street Fighter Zero* were all fast, quality fighters. *Golden Sun* was the most impressive of a very impressive lineup of RPGs. It's going to be an epic year.



A: *V4 Get the God* B: *Mutts Walter Looser* C: *Daily Gear X* D: *Zoids Sega* E: *Wildsdy Sunscreen*  
 F: *King of Fighters*

## A GLIMPSE OF THE FUTURE

Before *Space World 2002* opened to the public, Shigeru Miyamoto talked to the gathered press and industry pros about upcoming projects for Nintendo GameCube, including a secret progress report on *The Legend of Zelda* and *Mario Sunshine*, both of which will be released in 2002. He also stated that *Metroid Prime* would be released in 2002. The big surprise came when he unveiled the new *Zelda* for Nintendo GameCube. Gasps could be heard throughout the audience as the first

images appeared on the giant screen. One was the dark, fantasy images seen at last year's *Space World* and *E3*. In their place were bold, wonderfully animated cartoon images, full of life and humor. Once again, Mr. Miyamoto and his development teams at Nintendo plan to shake up the gaming world with something so brilliant, fun and unexpected that it takes your breath away. That's about par for the course at *Space World*, where something incredible happens every year. 🍄

## READ BETWEEN THE LINES

Nintendo's Card-E Reader won't read your fortune, but it can read specially printed Pokémon cards to add more fun and variety to your gaming. The new device, which debuted at *Space World 2001*, reads long strips of *data*, much like a barcode reader at the supermarket. Once you've scanned the card, you'll view animations and extra data for the Pokémon on the card. Every visitor at *Space World* received a special Celebi card with encoded data. There's no word yet on the North American release of the Card-E Reader, so stay tuned.



# your family could win a **NINTENDO GAMECUBE™** during STARZ! Free Preview Weekend

Hey Gamers! Learn how your family can win a **NINTENDO® GAMECUBE™** and the new game **Luigi's Mansion™** before it's available in stores! It's as easy as hanging out with your parents on **October 5, 6, 7** and watching the **STARZ! Free Preview** with hit movies like **REMEMBER THE TITANS** and **NUTTY PROFESSOR II: THE KLUMPS**.



**NINTENDO GAMECUBE™**



TUNE IN TO STARZ! WITH YOUR FAMILY OCTOBER 5-7 TO FIND OUT HOW TO WIN!



**starz SUPER PAK**

**STARZ!**  
 \*1 in New Hit Movies.



© 2001 STARZ Encore Group, LLC. All rights reserved. STARZ! is a service mark of STARZ Encore Group, LLC. STARZ! SUPER PAK is a trademark of STARZ Encore Group, LLC. NINTENDO GAMECUBE™ and NINTENDO are trademarks of Nintendo. ALL OTHER TRADEMARKS AND SERVICE MARKS ARE THE PROPERTY OF THEIR RESPECTIVE OWNERS. THE CHARACTERS AND EVENTS DESCRIBED HEREIN ARE THE PROPERTY OF STARZ! ENTERTAINMENT, INC. STARZ! ENTERTAINMENT, INC. IS A SERVICE MARK OF STARZ! ENTERTAINMENT, INC. STARZ! ENTERTAINMENT, INC. IS A SERVICE MARK OF STARZ! ENTERTAINMENT, INC. STARZ! ENTERTAINMENT, INC. IS A SERVICE MARK OF STARZ! ENTERTAINMENT, INC. STARZ! ENTERTAINMENT, INC. IS A SERVICE MARK OF STARZ! ENTERTAINMENT, INC.

OH, BROTHER! GHOSTS, GHOULS AND ROOMS FULL OF BOOS KEEP LUIGI SPOOKED IN HIS STARRING DEBUT—A SPECIAL EFFECTS SHOWCASE FOR NINTENDO GAMECUBE!

# Luigi's Mansion™

©2001 Nintendo



## FRIGHTENING FUN!

When Nintendo GameCube (GCN) launches on November 18th, Luigi's Mansion will be one of the console's first big adventures. No longer standing in the shadow of Mario, his heroic older brother, Luigi has finally come of age for a new stage in Nintendo's history. Luigi's Mansion is a midnight trek through a haunted house that features stylized graphics, moody lighting, transparent ghosts and plenty of scares. Game control, too, is spot on and custom designed for the GCN Controller. It's scary cool!



As you guide Luigi through the dark, menacing halls of his new mansion, you may find yourself caught in the moment, hunched for the lights, with your heart racing and palms sweating.



## SPOTLIGHT ON LUIGI

Luigi has been a supporting player in Nintendo games for nearly 20 years. He first appeared in the original Mario Bros. as a carbon copy of his brother but with a green, rather than red, shirt and cap. While Mario was always Player 1, Luigi was relegated to Player 2 station. In 1980's Super Mario Bros. 2, Luigi took on his own characteristics. He became the tall, gangly younger brother who could jump higher than any other character and reach out-of-the-way ledges. SMB2 was also the debut for Peach and Toad as playable characters. In the games that have followed SMBs, Luigi has appeared as the slightly goofish second banana in several of Mario's adventures and as part of the Mario ensemble in the Mario Kart series, the Mario Party series, Super Smash Bros., Mario Golf and Mario Tennis, the game that introduced Luigi's devious doppelganger, Waluigi. With Luigi's Mansion, our green-clad hero finally gets his chance to break out of the pack and show his star power, a turn that will undoubtedly make him a household name.



Super Mario Bros.

Super Mario Bros. 2

Paper Mario

Super Smash Bros.

Luigi's early appearances were as Mario's second player counterpart. When Super Mario Bros. 2 called for four characters, each with unique abilities, Luigi got his first big break—a chance to jump higher and go to places his brother could not reach.


In recent years, Luigi has joined a growing cast of characters for cameo roles in other titles, such as Paper Mario, and as a partner (and primary multiplayer hero) in Super Smash Bros., Luigi unleashes the power of his adorable Luigi Banzai.

## A PRIZE WITH SURPRISES

On a dark and gloomy night, Luigi, for the first time, enters his new home—the grand prize in a big contest—and he's a little frightened. It's not the creepy old mansion's plumbing that scares our hero, though. It's the giggles of ghosts that haunt its many halls and chambers. Luigi didn't expect to be alone on his first night at the house. His brother, Mario, was going to meet him there. But either Mario is late or he has mysteriously disappeared—and he's never late. Now, Luigi must not only survive the horrors of the haunted house, but he must also save his brother. Early in his adventure, Luigi will befriend a kooky paranormal researcher who can help him deal with the mansion's ghost problem. With a flashlight that freezes ghosts in their ethereal tracks and a vacuum that pulls them in, Luigi sweeps through the house, captures ghosts, discovers secret passages and hidden chambers and searches for Mario.



A paranormal researcher, who studies the mansion from a safe distance, offers help in Luigi in the form of tools and advice.



The mansion is big, dark and mighty scary, but Luigi has no other option than to enter and explore. The brother is courting his fate.



Cautiously opening the main door and peering his head inside, Luigi begins his mansion-searching quest to find Mario. Why'd it have to be at night?

# LOOK INSIDE LUIGI'S MANSION



## MAIN HALL



A swarming chandelier, a grand staircase with ornate woodwork and a heavy, locked door with a missing key—yes, it's a haunted mansion, all right. Creepy!



As a reward for thorough exploration and good ghost hunting, you'll find coins all over the mansion. When they scatter, you can vacuum them up.

## EXERCISE ROOM



The mansion exercise room is equipped with weights, punching bags and a variety of other types of exercise equipment. If you're going to capture the really big ghosts, you're going to have to pump 'em.



Look out, Luigi! The mansion's ghost infestation has its access rooms open to you when you're looking in the other way. Looks as if you're rather horny, too. Just don't call him a "dumbbell."

## MANSION GROUNDS



There's more to Luigi's Mansion than halls and chambers. The grounds are haunted, too. The frights will be as creepy, even when you're out in the fresh air.

## MORE HAUNTS



When your ghost-busting mission takes you to the trophy room, proceed with caution. If you meet up with the ghost of a hunter, he'll want to add Luigi to his collection.



You never know what you'll find when you shake your flashlight in a new location. Suits of armor stand at attention in one of the mansion's many dark chambers.

# SMOKE AND MIRRORS

When's a haunted mansion without dark shadows and wispy ghosts? Luigi's Mansion is filled with atmospheric effects that play into the spirit of the game. The beam of the hero's flashlight cuts through the darkness with stunning realism and casts shadows. When Luigi fires up his vacuum, it not only pulls ghosts into its nozzle, but sucks up anything else that is in the air and within its reach: steam from a shower, mist from an open refrigerator or swirling clouds of dust from the carpet. Even though the fun, stylized art is not always realistic, the special effects are, which make the scary moments sicker and the thrill of the hunt more immediate.



The secret to a good scare is atmosphere, and Luigi's Mansion is packed with it. The Nintendo GameCube makes incredible graphic effects possible, such as mirror reflections and trails of smoke. These effects are artfully incorporated into the game.



Shadows and light play a big part in the game. When light shines on an object, it casts a long shadow on the floor and wall. It's a frighteningly realistic effect in a stylized environment.

# CREEPY CAMERA

Not only does Luigi own a haunted mansion, he also owns a variation of the world's most popular portable video game system. You can use Luigi's Game Boy Horror to view a map of your immediate surroundings and view the action from Luigi's perspective. Most of the time, you'll play the game with an inset picture of the Game Boy Horror displayed. When you need a closer look, though, you can bring it up to full-screen size. The normal third-person perspective camera does not rotate or zoom in and out. That makes directional control intuitive but doesn't always allow you to see the details of the environment. That's what Game Boy Horror is for.



Game Boy Horror lets you see the surroundings from Luigi's perspective. Not only is it a more registering view of the action, but it can give you a hint at some important details. The screen text will be translated to English for the North American release of the game.

# BOO PREPARED!

Do you dare enter Luigi's Mansion? Of course! It is scary! Sometimes, but it's mainly just a lot of fun. Most of the game's sense of horror comes from Luigi's reaction to the things that lurk in the dark corners. What's scary is how great the game is and how many people will enjoy it for hours on end when it makes its debut alongside Nintendo GameCube this fall. ☹



The Boos are ready to give you a scare when Luigi's Mansion haunts Nintendo GameCube in November. A frightening time will be had by all!

# ADVANCE WARS DOMINATES GBA WITH ENTERTAINING, INTUITIVE PLAY.

# ADVANCE WARS



## ADVANCED AND INTENSE

Advance Wars, from Nintendo and Intelligent Systems, changes into battle with a fun and strategic, turn-based game offering an experience that is as intense and fun as a stylized, interactive version of chess or Risk. It features dozens of battle scenarios and challenging situations.



## THEATRES OF WAR

### CAMPAIGN

Join the Onge Star army in a war against three rival powers. The choices that you make over the course of the campaign will affect the number and status of the missions you'll face.

### WAR ROOM

Your abilities as a military adviser are put to the test in a collection of 20 challenging battle scenarios that open after you complete Field Training. You can try new War Room maps with battle cases.

### BATTLE MAPS

You can use the rewards that you earn from your successes in Campaign and War Room. Modes to purchase units and soldiers in the Battle Maps shop. You can also hire new COs when they become available.

### DESIGN MAPS

The Design Maps option allows you to create your own battles using any of the game's map elements and fighting units. You can even load your custom maps into another Advance Wars player's file.

### FIELD TRAINING

More than a dozen Field Training missions familiarize you with the Onge Star army and give you tips on how to manage your military forces. It's much more fun than boot camp.

### VS. MODE

In Vs. Mode, you can face off with up to three computer- or player-controlled enemies, all of similar strength. A collection of seven options allows you to set the conditions of the battle before it begins.

### LINK MODE

With a GBA for every player and enough Game Link Cables to connect them, you can stage a linked battle. The Single-Peb and Multi-Peb options offer a variety of scenarios.

### STATS

After you've participated in War Room and Campaign skirmishes, you can review your victories in the Stats section. Your rank, trophies and records for each battle are stored for posterity.

# COMMANDING PRESENCE

Commanding Officers (COs) assist you on your path to glory. Each commander has a unique personality and a special

CO Power, which you can use as a secret weapon. You'll first encounter most COs as they lead opposing forces.



### ANDY - ORANGE STAR

Andy, the first CO who will join your Campaign, delivers the most well-rounded attack. Unlike other COs, Andy does not have an affinity for one particular type of battle unit or fighting style. He also does not have any specific weaknesses.



### SAM - ORANGE STAR

Sam increases the movement range of Infantry and Mech units of Infantry units. She also gives them a 50-percent increase in their ability to capture bases and other resources. Sam's weakness is her poor ability to command submersible and tracked vehicles.



### MAX - ORANGE STAR

Max is the muscle-headed master of direct combat, using tanks and other battle vehicles. Attaching forces always have the advantage over forces that can't fly to hold their ground. Max's bias is in command, that advantage is even more pronounced.



### OLAF - BLUE MOON

The leader of the Blue Moon forces is the first CO whom you will face. Olaf's army performs well in the challenging cold conditions of winter—his men like snow and sleet, the better. While other forces slow to a crawl, Olaf's forces press on.



### GRIT - BLUE MOON

The last-born Commanding Officer who reluctantly follows Olaf's lead is a capable assassin, marksmen and an appreciation to units that attack from long distances. The scope of Grit's long-range units is unmatched by all others.



### EAGLE - GREEN EARTH

As units are on their fighting feet when they are under Eagle's wing, if the tide is in the air, Eagle's army has a distinct advantage. As much as Eagle's power rises in the air, it slabs in the water. His naval units are weak.



### DRAKE - GREEN EARTH

Drake's strengths and weaknesses are the inverse of Eagle's. While Eagle helms air units, Drake gives strength to units on the sea. His ships and submarines are unmatched in sea-to-air power. The air strength of his air forces is much more to be desired.



### KANBEI - YELLOW COMET

Commanding Officer Kanbei leads the most powerful fighting units of the four armies. They attack and defend more effectively than the units of any other force, hands down. The few units that Kanbei's units use 20 enemy units, easily to deploy those of other COs.



### SONJA - YELLOW COMET

When the Fog of War hangs over Commanding Officers from seeing enemy forces in the distance, Sonja's fighting units have the advantage of better vision. Additionally, enemy forces cannot see the amount of damage that they have dealt to Sonja's units.



### RUPIN RAPIN

Andy's CO Power creates two Hit Points in each of your units. By getting Rupin and all other CO powers work only when a CO's meter is full. Your units will have increased strength for the duration of the turn in which you use it.



### DOUBLE TIME

When Sam's units enter her Double Time power, they expand their range of movement of Infantry and Mech units for the turn. They also gain a slight strength in their ability. Sam's troops are always the first to reach their goal.



### MAX FORCE

Max's units over direct combat units become so under the influence of the Max Power command. While it has no effect on Rocket, Missile and Artillery units, it gives tanks, Mechs and other units a distinct combat edge.



### BLIZZARD

Olaf's CO Power advances enemy conditions on the snow-covered for a short time. After Olaf uses the power, his army is able to continue its far-reaching travels while opposing forces are forced to progress through the storm slowly.



### SNIPER ATTACK

"Back on its toes to take a you down!" Grit's Snipe Attack increases the firing range of long-range weapons by 50 percent. Its particular effect may vary among factions before they can cause damage.



### LIGHTNING STRIKE

Eagle's power gives his army the ability to attack twice before opposing forces can react. The right units, in a well-timed Lightning Strike can deal a blow from which a real army may never recover.



### TSUNAMI

Drake's devastations are powered over the seas with the devastating Tsunami. When Drake uses his CO Power, his waves, water, water is over the land and every enemy unit is hit for one point of damage.



### NOMALE BOOST

Kanbei pays his forces extra that every unit commander who contributes to his units increased power and loyalty. Sonja's Moral Boost for their increase the offensive power of his forces for a full turn.



### ENHANCED VISION

Sonja's CO ability increases her army's visibility while under Fog of War conditions. By using Enhanced Vision, her forces can see over their own mists and shadowy terrain.

## YOUR FIGHTING FORCES

As you assemble your army, you will be able to deploy in many of 18 different types of battle units. You must have factories to create ground units, airports to develop and maintain air units and harbors to produce water units.

### TRUCK TRANSPORTS

APCs and Transport Engineers carry single infantry or Mech units. Landmines carry two ground units of any type. They are favored targets of counter-attacking forces.

### INFANTRY

MOVE: 3 VISION: 2 RANGE: 1 FUEL: 99



Play soldiers capture cities and other properties, such as factories and enemy headquarters. They are relatively weak but inexpensive to deploy.

### APC

MOVE: 6 VISION: 1 RANGE: 0 FUEL: 70



The cool new Armored Personnel Carriers in some infantry and Mech units. Long distances. They also supply adjacent units with ammo and fuel.

### TANK

MOVE: 6 VISION: 3 RANGE: 1 FUEL: 70



Summers look up control of ground battles against infantry and Mechs. Since they have the same movement range as APCs, they can provide protection for moving troops.

### ARTILLERY

MOVE: 5 VISION: 1 RANGE: 2-3 FUEL: 50



If you're looking up targets within the range of Artillery units, you will be able to destroy enemy forces and avoid being hit.

### ROCKET

MOVE: 5 VISION: 1 RANGE: 3-5 FUEL: 50



With more power and a much longer range than Artillery units, Rockets are incredibly useful against sea units. Keep them behind allied tanks in big battles.

### LANDER

MOVE: 6 VISION: 1 RANGE: 0 FUEL: 99



Landers can carry two ground units at once across large expanses of water. They are particularly useful in situations where factories are not available on the next shore.

### BATTLESHIP

MOVE: 5 VISION: 2 RANGE: 2-5 FUEL: 99



Battleships, the most expensive units to deploy by far, are the only units that can be moved through the water. That capability is useful in many situations.

### BATTLE COPTER

MOVE: 6 VISION: 3 RANGE: 1 FUEL: 99



Battle Copters are the only air units that can transport units on the ground, in the water and in the air. They are versatile, powerful and relatively inexpensive to deploy.

### FIGHTER

MOVE: 9 VISION: 2 RANGE: 1 FUEL: 99



While Fighters are capable of transporting units in air only, they are very useful in situations where you must take the class out of enemy aircraft.

### MECH

MOVE: 2 VISION: 2 RANGE: 1 FUEL: 70



While Mechanical Infantry units have a shorter movement range than their lighter cousins, they pack a lot of firepower and can hold their own against regular tanks.

### RECON

MOVE: 6 VISION: 5 RANGE: 1 FUEL: 80



Recon units are the vehicles and the most powerful in the game. They are the most useful for finding enemies who are hidden by the Fog of War.

### MEDIA TANK

MOVE: 5 VISION: 1 RANGE: 1 FUEL: 50



The most powerful counter-attack ground units are expensive to deploy but well worth the money in situations where you need to clear a lot of enemy forces in a hurry.

### ANTIAIR

MOVE: 6 VISION: 2 RANGE: 1 FUEL: 60



While you can use them in battle against other ground forces, Antiair units are particularly useful in picking planes and copters out of the sky.

### MISSILE

MOVE: 4 VISION: 5 RANGE: 3-5 FUEL: 50



Missiles are the most expensive but destroy most Rockets and have a much longer range of vision, but they can target only air units. Use them to take Fighters out of the sky.

### CRUISER

MOVE: 6 VISION: 3 RANGE: 1 FUEL: 99



While Cruisers can attack only Submarines and air units, they can carry and protect up to two copters at once. This makes them useful in air and sea battles.

### SUBMARINE

MOVE: 5 VISION: 5 RANGE: 1 FUEL: 60



When Submarines die, they are very difficult to detect. They are silent and deadly. The only drawback is that they use twice as much fuel while under water. Refuel them often.

### TRANSPORT COPTER

MOVE: 6 VISION: 2 RANGE: 0 FUEL: 99



Capable of carrying infantry and Mechs over land and sea, Transport Copters are the most useful air carriers. Like all transports, they are unarmed. Always protect them.

### BOMBER

MOVE: 7 VISION: 2 RANGE: 1 FUEL: 99



If enemy forces are not equipped to take out air units, you can cause a lot of damage with a Bomber. Bombers can take out most ground units in a single turn.



## THE WAY OF THE WAR

The Campaign story reveals and reacts to responses to how CO selection affects the flow. You will play several times before you have participated in every battle.

<p><b>ANDY</b></p> <p><b>FU'S WAR!</b> ANDY VS. OLAF</p> <p><b>GUANFIGHTER</b> ANDY VS. SONYA</p> <p><b>AIR ACE!</b> ANDY VS. EASLE</p> <p><b>MAX STRIKES!</b> ANDY VS. OLAF</p> <p><b>MAX'S TOLL?</b> MAX VS. SONYA</p> <p><b>OLAF'S NAVY!</b> ANDY VS. OLAF</p> <p><b>OLAF'S SEA STRIKE!</b> ANDY VS. OLAF</p> <p><b>SAMI'S DEBIT!</b> ANDY VS. SAMI</p> <p><b>KANBEL ARRIVES!</b> ANDY VS. SAMI</p> <p><b>MIGHTY KANBEL!</b> ANDY VS. OLAF</p> <p><b>KANBEL'S ERROR!</b> ANDY VS. OLAF</p> <p><b>DIVIDE &amp; CONQUER!</b> ANDY VS. OLAF</p> <p><b>SAMI MARCHES ON!</b> SAMI VS. SONYA</p> <p><b>SONJA'S GOAL!</b> ANDY VS. SONYA</p> <p><b>CAPTAIN DRAKE!</b> DRAKE VS. SONYA</p> <p><b>NAVAL CLASH!</b> ANDY VS. OLAF</p> <p><b>WINGS OF VICTORY!</b> ANDY VS. EASLE</p> <p><b>BATTLE MYSTERY!</b> DRAKE VS. SONYA</p> <p><b>ANDY TIMES TWO!</b> ANDY VS. OLAF</p> <p><b>ENIGMA!</b> ANDY VS. SAMI</p> <p><b>THE FINAL BATTLE!</b> ANDY VS. OLAF</p> <p><b>RIVALRY!</b> DRAKE VS. SONYA</p>	<p><b>STRENGTH KEY</b></p> <p>1 LIGHTNING STRIKE: Try to capture enemy HQ before defenses are fully formed.</p> <p>2 DIVIDE AND CONQUER: Put your resources into developing multiple fronts.</p> <p>3 DRAW A LINE: Place units in a geographically strategic location for an advance.</p> <p>4 FORTIFY AND CONTAIN: Hold enemy forces in limited areas. Don't let them advance.</p> <p>5 CAPTURE AND HOLD: Capture properties and protect them from enemy troops.</p> <p>6 TAKE TERRITORY: Identify crucial locations of the terrain and take hold of them.</p> <p><b>MORE ABOUT MISSIONS</b></p> <p>The Campaign Tree will branch depending on which play you choose, as well as on other decisions that you make. Those factors are specified below.</p> <p><b>CONDITIONS FOR UNLOCKING "VS. SONJA" MISSIONS</b></p> <ul style="list-style-type: none"> <li>• Win "Korbel Arrives" in eight days</li> <li>• Win "Mighty Kanbel" in 10 days</li> <li>• Win "Korbel's Error" in 12 days</li> </ul> <p><b>DETERMINE ALLIED BLUE MOON GO IN "THE FINAL BATTLE"</b></p> <ul style="list-style-type: none"> <li>• MAX: Debit</li> <li>• GHT: Select Max for "Max Strikes"</li> <li>• OLAF: Defeat all naval units in "Olaf's Navy," then play "Olaf's Sea Strike"</li> </ul> <p><b>DETERMINE OTHER ALLIED GO IN "THE FINAL BATTLE"</b></p> <ul style="list-style-type: none"> <li>• SAMI: Debit</li> <li>• EASLE: Select Sami for "Captain Drake," "Naval Clash," "Wings of Victory" and "Battle Mystery"</li> <li>• KANBEL: Play "Divide &amp; Conquer"</li> <li>• DRAKE: Select Andy for "Captain Drake," "Naval Clash," "Wings of Victory" and "Battle Mystery"</li> </ul> <p><b>UNLOCK GO'S IN BATTLE MAPS SHOW ON SECOND TIME THROUGH THE CAMPAIGN!</b></p> <ul style="list-style-type: none"> <li>• KANBEL: Debit</li> <li>• DRAKE: Select Andy for "Captain Drake," "Naval Clash," "Wings of Victory" and "Battle Mystery"</li> <li>• GHT: Select Max for "Max Strikes"</li> <li>• SONJA: Win "I'll Vs. Sonya" missions</li> <li>• EASLE: Win "I'll Vs. Sonya" mission</li> <li>• STURM: Finish all of the other COs.</li> </ul> <p><b>UNLOCK "RIVALRY" MISSION</b></p> <p>Select Sami for "Captain Drake," "Naval Clash," "Wings of Victory" and "Battle Mystery"</p>
--	---



## COMMAND WITH A PLAN

There is more than one way to win a battle in *Advance Wars*. In fact, there are infinite ways to win. The important

thing is to go into every battle—every turn—with a plan and to follow that plan to a T.

### STRATEGY CHECKLIST

When you have a lot of units on the field, go through a list of steps for each turn so you don't miss up an opportunity to create new units or strike while the iron is hot.

#### 1 CAPTURE PROPERTIES

Controlled enemy properties are yours for the taking. It can take several turns to capture a property. At the beginning of each turn, consider your capturing efforts.

#### 2 LOOK TO THE AIR AND SEA

When you're concentrating on ground battles, it's easy to let enemy air and sea units go unchallenged. Make a habit of targeting aircraft and ships first to make sure they don't get out of hand.

#### 3 WEAKEN THE FRONT LINES

Artillery and Rocket units are the best first-strike weapons in your ground forces. Keep them protected and use them to weaken enemy lines before you follow up with your tanks and troops.

#### 4 TAKE NO PRISONERS

Once you've done all of the damage that you can do from a distance, go into battle with your direct combat forces. Use the stronger units first, then use your weaker units if they are needed.

#### 5 MAKE MOVES

After you have done as much damage as you can, move your remaining units into position for your next turn. Be sure to move them out of the range of enemy units.

#### 6 PRODUCE MORE UNITS

Before you complete each turn, assess your needs and put your factories, airports and seaports to work creating new units. If you don't have the cash for what you need, wait for the next turn.

### BY LAND, SEA AND AIR

As you consider the terrain of the battlefield and the strengths of your CO, it's important to decide how you will approach enemy forces. Pick a plan and go with it.

#### BATTLE BY LAND



The most important factor in a battle while planning a ground attack is the makeup of the terrain. While Infantry and Mech units can cross mountains and streams, vehicles are limited to travel on flat land. Select your moves carefully.

#### BATTLE BY SEA



A battle in the open sea can be as violent. There is absolutely nothing to hide behind. If you can afford a Battleship, use it to protect your other naval units. An submarine can surprise attack with Submarine or can effectively—if risky and expensive.

#### BATTLE BY AIR



There is nothing more effective and immediate than a Fighter attack on a transporting enemy ground forces. The trick is keeping your Bombers in the air. Use Fighters or Attack Copters to clear the skies ahead of your Bombers.

## A GOOD OFFENSE

Victory will be yours if you set your opponents up then hit them hard. Always try to stay a few steps ahead of the

competition. The following strategies will keep opposing forces on the defensive.

### MOVE FIRST



In any turn-based war game, it's a good idea to stay aggressive and make your opponent react to your moves. One way to do that is to draw enemy units in by moving an expendable unit within their range. After the opponent attacks, you can counter with your own big guns.

### USE THE BUDDY SYSTEM



Stay together, especially in situations that require the Fog of War. Use units with long vision to expose enemy forces, then attack those forces with more powerful units. If you move the long vision units out of the area, you'll lose sight of the enemies.

### DOUBLE UP



Only rarely will you be able to take out an enemy unit with a single unit, in one turn. If you want to obliterate enemy forces, you should use at least two of your units to attack one enemy unit. The lead attacker should be a long-range weapon or a Madcat Tank.

### BAIT AND SWITCH



Bait and switch can be an effective play like a small portion of your forces to go after an overexposed target. When your opponent gets his attention focused on the bait, use the rest of your forces to attack your primary target.

## A GOOD DEFENSE

If you don't hold on to your territory, you could get caught in a permanent retreat, making it only a matter of time

before your forces are obliterated. The following examples show solid defensive techniques.

### CONTROL THE FLOW



If you control the bridges, you can control the flow of enemy ground vehicles. Situate a tank on a bridge so that the enemies can approach it from only one angle, and protect that approach with Artillery or Rockets. They'll keep coming and you'll keep stopping them.

### TAKE OUT TRANSPORTS



With transports, enemy forces can supply their offensive units and quickly bring in property-carriers, Infantry and Mech units. When you have an opportunity to destroy a transport, strike with a powerful and fast unit to clear the threat of enemy supplies.

### CAPTURE AND MAINTAIN



Cities bring in funds, factories, airports and seaports build forces. All those units require fuel supply units. To build and maintain your army successfully, you must capture and hold properties. Build your attacks around the capture of crucial locations.

### HOLD YOUR GROUND



It's important to maintain and defend your forces. Exploit the advantages of terrain features and maintain possession of your territory. Enemy forces can't win if they lose a core group of forces around your headquarters and built the line.

## COORDINATE YOUR FORCES

It pays to have your battle units protect each other and to attack as a united force. While teams can travel only as

quickly as their slowest unit, there are more advantages than disadvantages to using battle formations.

### FLYING COLUMN



With four units traveling single file, you can move through tight areas and over bridges. Lead with a Madcat Tank, followed by an Artillery unit, an APC and Rockets. Use your long range weapons to weaken enemy forces, then push through them with the tank.

### CIRCLED WAGONS



Computer-controlled forces generally slowed downed transports. If you protect those units in all four sides, they will not be harmed. An APC can imply all units in the formation with ocean and land if it is the last unit to move on each turn.

### FOG LIGHT



In *Advance Wars* and *Advance Wars 2*, it is important to avoid a battle so that you can't get back out. Keep a unit with a long vision range, such as a Recon unit or a Mech unit, near the front of enemy formations so you can see what's in store for you.

### TRIPLE THREAT



It is important to be ready for anything as the war. When you send a Leader across the water, use a Cruiser and a Bomber as an escort. The Cruiser will protect you against Submarines and air units. The Battleship will protect you against everything else.

## TWO WAYS TO WIN

In most missions, your goal is to end the enemy threat either by capturing the enemy HQ or by destroying all of

their units. An HQ capture is faster, but destroying all enemy units may be more satisfying.

### CAPTURE THE HEAD



In an enemy headquarters, that is as far as you can get and it's a prime candidate for capture. Fly in a Mech unit with a Transport Copter and try to take over the building before the enemy forces can react and put an end to your sneak attack.

### DESTROY THE BODY



It's never quick, but an all-out substantive victory can be a real feat. If you don't have Infantry or Mech units at hand to take over enemy factories, airports and seaports, you can at least halt enemy production by planting your units over the properties.

## PUT STRATEGIES TO THE WAR ROOM TEST

The War Room is a great place to test your battle strategies. War Room missions are usually very challenging. You'll need to develop and carry out a good plan to earn a victory.

You can use the strategies that are laid out in the following War Room missions to make your way through the campaign, too.

### SPANN ISLAND - CAPTURE AND HOLD

CITIES: 11 FACTORIES: 8 AIRPORTS: 0 SEAPORTS: 0

The forces start out nearly even on Spann Island. There are five neutral cities near your headquarters that you should capture quickly for fast funds. Defend the northern region with a pair of tanks, build your forces near your headquarters, then sweep to the east, capturing the cities in the southeast along the way.

- As you capture the neutral cities near your HQ, protect the northern territory with tanks or Mechs.
- Move east and capture the cities on the other side of the river.
- Once your forces are ready, make your move to the north.



### TOIL FERRY - TAKE TERRITORY

CITIES: 17 FACTORIES: 8 AIRPORTS: 8 SEAPORTS: 6

The three neutral islands in the middle of Toil Ferry territory hold the key to victory. After you capture properties close to your HQ, send transports out to the islands. Once you have complete control over the islands, build forces and spread east, then north to enemy headquarters. Grit will have long-range Rockets and Missiles. Overwhelm them.

- Take control of the cities, airport and seaport directly east of your HQ.
- Put two Infantry units on a Landair and send them to the island in the northwest.
- Spread to the coastal islands and prepare to attack the enemy mainland.



### RIDGE ISLAND - DRAW A LINE

CITIES: 17 FACTORIES: 8 AIRPORTS: 0 SEAPORTS: 0

The mountain ranges of Ridge Island form a good natural barrier. Try to capture all six neutral cities quickly. That will give you the financial base you need to put large forces in the gaps between mountains. Maintain the frontlines and develop your army. When you have enough firepower to take on Grit's long-range forces, come at them from all angles. If you have enough powerful units, you'll overwhelm them.

- Start by moving east. Take control over neutral cities and develop defenses in the area.
- Go north and capture the remaining neutral cities while keeping back strong enemy forces.
- Fortify your forces in the center of the battlefield and prepare to advance to the northeast.



### SOLE HARBOR - FORTIFY AND CONTAIN

CITIES: 22 FACTORIES: 8 AIRPORTS: 0 SEAPORTS: 3

While Drake is a master of the sea, you can win the battle by controlling the land. Capture all of the cities on the narrow strip of land in the middle of the field. Build up your forces north of Drake's headquarters and slowly push south. If you take out the ships in the south harbor with Rockets, you'll soon claim victory.

- Advance to the east and capture all of the cities along the way.
- Build your forces in the northeast and prepare to move south.
- Keep one eye on the sea and don't let Drake beat you with Battleships.



### POINT STORMY - LIGHTNING STRIKE

CITIES: 24 FACTORIES: 14 AIRPORTS: 4 SEAPORTS: 4

Olaf's forces provide a very big challenge on Point Stormy. If you wait too long to attack, Olaf will eventually win the war of attrition. Try to sweep through the east side of the field with a group of Medium Tanks, Antiair units and Mech-loaded APCs. If you cover the factories, airports and seaports around enemy headquarters, you may be able to take over the building.

- Build a group of Infantry units and use them to take over the neutral cities near your HQ.
- Move east, then north, then develop a force of Medium Tanks, Rockets and APCs at the easternmost factory.
- Place a trail to enemy HQ, occupy the enemy properties and capture the building.



### RIVERS QUICKLY - DIVIDE AND CONQUER

CITIES: 26 FACTORIES: 17 AIRPORTS: 0 SEAPORTS: 0

Grit and Max will both come gunning for you from the beginning of the mission. You must maintain two fronts to entertain the thought of victory. Since you can't cross the river with vehicles, you must gain control over the factories on the south side of the river quickly and hold them for the duration of the battle. Grit will pose the biggest threat.

- Set up a group of Infantry and Mech units near the neutral factory and defend across the river.
- Take Infantry units across the water to the south and take control over the factories in the area.
- Build up your army on both sides and gradually sweep to the east.



## GO TO WAR AND WIN!

Being inspired from the Advance Wars Design Maps feature, we'd like you to show us a battle creation of your own that uses Advance Wars terrain features and battle units. Photocopy the grid below, design your war and send it to us.



### REWARDS OF VICTORY

We can't wait to see if we select your entry as one of our five favorites. We'll reward you with an Advance Wars Game Pak, which includes your custom map, 3 and it with your friends.



### USE YOUR IMAGINATION

The key to creating a fun and rewarding map is to start with a concept then decide how you'll make it work with the available terrain elements and battle units. Pay attention to both the makeup of the terrain and the dynamics of the battle. Take a look at the examples below.

#### TWO AGAINST ONE



One big force in the north challenges two smaller forces in the south. The northern army has the numerical advantage. The other armies will have to cooperate with each other.

#### PATTERNS IN THE LAND



The battlefield doesn't have to look like a real place. This concept uses geometric shapes as its layout. Armies start in the corners and try to take over the properties in the center.

**MAIL YOUR MAPS TO:**

**ADVANCE WARS  
NINTENDO POWER  
P.O. Box 97082  
REDMOND, WA 98073**

For complete details on the Advance Wars Design Maps contest, visit our website at [www.nintendo.com/advance](http://www.nintendo.com/advance). We'll select our five favorite entries and reward you with an Advance Wars Game Pak, which includes your custom map, 3 and it with your friends. We'll also feature your map in the next issue of Nintendo Power magazine. All entries must be received by the deadline date listed on the contest page. We'll select our five favorite entries and reward you with an Advance Wars Game Pak, which includes your custom map, 3 and it with your friends. We'll also feature your map in the next issue of Nintendo Power magazine. All entries must be received by the deadline date listed on the contest page.

# Lady Sita



SHE LIVES FOR ADVENTURE  
SHE FIGHTS TO SAVE HER KINGDOM  
SHE NEEDS YOU TO WATCH HER BACK!



Lady Sita, best defender of a world overrun by a hideous race of boogymen, stands alone against the ruthless Tross. Fighting her way across land, sea and air to free political prisoners and collect weapons, the most harness the elemental magic of flood, firestorm and lightning for a final showdown against an unrelenting foe.

- 24 magical maps across 4 unique worlds.
- 22 bizarre enemies, including wackoos, Clawbeetles, sword-wielding Wasps, the Glass Warriors and the Foremen.
- Multiple in-game puzzles and secret levels waiting to be discovered.
- Lady Sita morphs into a glass Soapbush to battle enormous boss apes!

IN STORES NOW



GAME BOY ADVANCE

[www.nintendo.com/advance](http://www.nintendo.com/advance)





*Spyro the Dragon makes his fairy-freeing, diamond-hunting Nintendo debut in Spyro: Season of Ice from Universal Interactive Studios. It's a gem of a GBA adventure.*

## **ENTER THE DRAGON**

With three video game adventures already under his belt, Spyro the Dragon is finally set to appear on a Nintendo game system with Spyro: Season of Ice, due out in November for Game Boy Advance. By featuring more than 20 isometric 3-D adventure levels and a load of minigames, the game packs a lot of variety into a portable package. Producer Ricci Rukavina says that the game's four modes of play have allowed its developers to "squeeze every ounce of power out of the Game Boy Advance in the pursuit of an extraordinary adventure. Gamers all over the world have come to expect the best when it comes to a Spyro the Dragon game. Spyro: Season of Ice continues the rich

legacy that previous games have established." While Spyro is the star of the game, his friends, Hunter and Bianca, offer advice and Sparx, a dragonfly, joins in on the action. Spyro is calling on GBA players everywhere for help, too.



## OF FIRE AND FROZEN FAIRIES

Spyno: "Season of the Fairies" is a brand-new story line," according to Williams. The player guides Spyno on a mission to rescue 100 faeries that have been frozen in Ice Crystals throughout the Fairy Kingdom. Spyno uses fire breath and gliding abilities to do away with enemy creatures and navigate the game world."

The trouble starts when Gendax the Rhycon, a minion of the Sorceress, finds Bianca Spell Book at the Grand Council Dragon Realm Library. Not knowing the true power of spell casting, Gendax misuses one of the book's transformation spells and turns himself into a two-headed monster. Wanting to return to his former state, Gendax discovers that he can create an antidote for his condition from the wings of 100 faeries. That's when he gets the idea to capture Spyno, Fairy Friend, Zee, and 99 other faeries by freezing them in ice crystals throughout the Fairy Kingdom.

When Spyno gets word of Gendax's evildeeds, he runs his Dragon Whisker creature short and starts on his way. As he Spyno can breathe fire (it's one of his defining characteristics), it's quite easy for him to free his own who are frozen in ice. The trick to finding them, Spyno adventure takes him to a variety of environments, such as Hamanburg Fort, situated high above the Fairy Kingdom, and Stormed Coast, a remote island that Pirates Rhycons have overthrown. In addition to freeing faeries, Spyno acquires a large cast of rescued characters along the way.



No matter on the beach or at the top, Spyno makes sure to rescue 100 faeries. The Spyro Challenge is a new collection of Fairy Friend games for the first time.

### Spyro, Close Up

Williams Power recently discussed the subjects of games and some with Spyno. Here's what the dragon had to say.

**MP:** Can you give us a sense for your background?

**Spyno:** The way which history goes something like this: Really Great—Sweet, Spyno—Sweet, again. The Sorceress—Great. Greater like Miss—well, too.

**MP:** What were you doing before you were a video game star?

**Spyno:** I was born a star, baby. Where's my close-up?

**MP:** Besides breathing fire and flying your friends, what do you like to do for fun?

**Spyno:** I like learning children to a class, writing bad jokes poetry and hanging out by the beach with my friends, Manta, Manta, Spyno, and Crick, too. If he doesn't swallow. Ah, I've recently taken up the ancient art of Dragon N...

## FLOAT LIKE A DRAGON, STING LIKE A... DRAGONFLY?

Spyno is a versatile dragon with a wide variety of moves. Not only can he breathe fire and glide—he can jump, jump and spin out objects and charge ahead with the force of a bull. The A button controls his movement through the air. Tap it once to make him jump. Tap it twice to make him glide. Tap it three times to make him land with precision. By moving through the air, you can avoid ground obstacles. You can also attack through objects with a charging attack. You'll have to master all of Spyno's moves to save the lot of frozen faeries.

In the regular adventure levels, Spyno the Dragonfly follows you as you go collecting oddities. When Spyno has the chance to spend his wings in a magazine, he can, always revealing by tagging around obstacles and enemies and fitting two types of items. Together Spyno and Spyno make a pair of combinations.



Spyno is a dragon of action. You'll find many ways to use his flying and fire. You'll find out how in your first to complete the game's story. A Spyno's strength game you'll find in the game's story. Spyno's strength game you'll find in the game's story. Spyno's strength game you'll find in the game's story.

## A DRAGON'S WORK IS NEVER DONE

You can guide Spyno in and out of the game's many areas. One thing you should know is that when you fly through a portal, you'll find a collection of portals that lead to other levels. To fly through some portals, you must use a set number of items. The name of each level and the number of items that you must use to enter that level appear when you approach the level's portal.

Once you fly through a portal, you must choose a dragon before you encounter the original Fairy Kingdom area. You'll meet characters in most levels who will tell you about the objectives and objectives. Characters range from riding on the back of a dragon to riding on the back of a dragon. You'll meet characters in most levels who will tell you about the objectives and objectives.

In addition to freeing faeries and helping dragons complete objectives, you can collect gems—hard to find all of gems of several types. You'll be a hero at the end of the adventure and you'll be rich.

An idea, available in the opposite view, shows how many faeries you have freed in each level and how many gems you have collected. It also gives you the total number of faeries and gems that are available in each level, so you can be sure to collect them all.



When you fly through a portal to another level, you'll find a collection of portals that lead to other levels. To fly through some portals, you must use a set number of items. The name of each level and the number of items that you must use to enter that level appear when you approach the level's portal.

**MP:** People say you have an "addictive" to the game genre?

**Spyno:** Addictive? What? Addictive? Well, question.

**MP:** Why is it that people seem to follow you wherever you go?

**Spyno:** Dragons and friends go together like hand and foot. Can I help it if my friends, Manta, Manta, Spyno, and Crick, too, if he doesn't swallow. Ah, I've recently taken up the ancient art of Dragon N...

**MP:** Do you have plans to appear in any other types of games?

**Spyno:** For now, Spyno and I have instructed our agent to take down all offers for cart racing, pinball, puzzle and logic games. "I care so much to focus on adventures. However, we are considering starring in a Purple Ketchup advertisement. Purple Ketchup is a dragon delicacy, you know.

**MP:** What's next for you?

**Spyno:** A nice, long vacation...

## IT'S NOT JUST AN ADVENTURE...

"We made the choice early on to adapt Spyno's abilities in a way that was unique and fun," says Williams. The developers have done that by offering several different styles of game play. Spyno and Spyno demonstrate their abilities in the adventure levels, and they pull out a different bag of tricks in the magazine.

Spyno's results are first-hand 3-D Time Trial runs through elegantly populated realms, such as Palawan. They allow the GBA's simulated 3-D perspective. Made 3-D display method that was first used on Super NES games such as Super Mario World and F-Zero) to give the game a different feel from the standard levels. In the speedplay levels, you will fly freely and dart around objects that are coming straight for you.

The Spyno levels use an overhead view with old school shooter style game play. enemies Palawan. We also have a super secret bonus level that has its own map. You can play it only after you have rescued all of the faeries and collected every gem. Clearly there are a lot of secrets to uncover in your long adventures with the dragon and his pal.



## WAY TO GO, SPYRO

After years as a hidden game star, Spyno the Dragon finally meets you. Game Boy Advance with his style and versatility and he brings a cast of characters along with him. Not only does his GBA debut offer a long adventure, it also includes magazines and hidden levels. Tap it up and watch Spyno go!

# SPYRO

## SEASON of ICE™



UNIVERSAL  
INTERACTIVE STUDIOS



DIGITAL  
ECLIPSE

"Spyro: Season of Ice" interactive game © 2001 Universal Interactive Studios, Inc. Spyro and related characters ® & Universal Interactive Studios, Inc. All rights reserved. Licensed by Nintendo.



MATT HODD  
RICH STREIBER  
SUSSN HARRIS  
JASON CANNON  
HIN WAGNER  
CLARENCE PERRY



HOW FAR DO YOU WANT TO TAKE IT?

PROLINE  
TEAM CRUISER



REDLINEBICYCLES.COM/POWER.ASP

Official Team CoSponsors

ALEXRIMS SHIMANO



KOOL STOP



Photo: [unreadable]

# classified

YOUR SECRET HEADQUARTERS FOR THE COOLEST CODES ON THE PLANET

Information



## WRASLIN'

We've found a Fire Pro Wrestling code that grabs you in a headlock and won't let go! To unlock every wrestler in the game—we'll over 300 different brawlers—go to the Edit Wrestler screen. Choose ALL as your nickname, STYLE as your first name and CLEAR as your last name. Finally, toggle exchange to OFF and middle to the small square.



Grab a grapple and pin to win. You'd better see a large block of text to check out.

## IRIDIUM<sup>™</sup> -3D-

### PRETTY PICTURES AND MANY MEN

How'd you like an Iridium 3D code? How about two? To unlock a gallery full of game-related artwork, go to the Password menu and input "GALLERY". You'll be taken to a screen with an image of the Iridium ship. Use the Control Pad to rotate the image and zoom in and out, and press the A Button to skip to the next piece of artwork. And if it's infinite lives you crave, use the password "INVISIBLS". Be sure to include the asterisks with both codes.



Beautiful artwork is the best's friend, but it's no match for invisibility itself.

## THE SINISTER SIX SPIDER-MAN 2

### CHEERIO, MYSTERIO

Spider-Man makes his villain-dumping return to the Game Boy Color in Spider-Man 2: The Sinister Six, and, boy, do we have codes! Unlimited webbing, increased difficulty settings, weird little munguses—yes, name it, we've got it. Enter all codes at the Title screen, which is the screen that shows Spidey swinging through the air. So stop watching that Spider-Man movie trailer that you downloaded off the Net and start thrashing buddies.

### THE ROAD LESS TRAVELED

To open up a Level Select menu, press B, A, Left, Down, Up then Right. You'll be able to warp to the level of your choice and gain unlimited webbing and health, to boot.



### JUMPMAN?

If you want to take a peek at a really odd mungus, press A, B, A, B then Down. You'll be taken to a secret stage where teddy bears are leaping from a burning building and Spidey and Doctor Octopus have to catch them with a trampoline. Excellent!



### CODE

\* \* \* B \* \*

\* \* \* \* A

\* \* A B A A

### EFFECT

UNLIMITED WEBBING

UNLOCK NIGHTMARE DIFFICULTY

SPIDEY'S WEB DESTROY'S ENEMIES ON CONTACT

ICON KEY: C BUTTONS ★ BUTTONS ★★ CONTROL PAD ★★★ BIG CHEAT ★★ WACKY ★★ HOT ★★ JUST FOR FUN SENT BY READER

## SPIDER-MAN

### BIRDBRAINS

We couldn't let Spider-Man 2: The Sinister Six steal all the glory, so we're tossing in a code for Spidey's original Game Boy Color title. To change all of your enemies into shrieking birds, go to the Password screen and enter BIRDY. The new enemies are a royal pain, as they actually follow Spider-Man around the levels and attack him at every turn.



Birds on a wire don't stay there for long with this code. Plus, Spidey, fun!

## NBA SHOWTIME NBA ON NBC

### SHOWTIME, BABY!

Fans of portable basketball games can stand up and cheer, because we've got brand-new codes for NBA Showtime on the GBC. For unlimited turbo, press Up, B, A, Up, B, A, Up, B then A at the Title screen. To unlock two hidden courts, press Left, Left, A, A, Left, Down, Right, B then A at the Title screen. And to play with two development teams, the San Diego Midway and the Melbourne Torus, input Up, A, Down, B, Right, Left, Right, Left, B then A at the Title screen.



You can use NEW courts in Exhibition Mode only. You can use the new teams at any time.

## NBA Hoopz

### BASKETBALL BROUHARA

While the spelling of NBA Hoopz might be a bit off, the code selection is spot on. To enter the codes, pick a team and start a new game. When the Play Match screen appears, you'll see three basketballs at the bottom of the screen. Use the ball and the letters "N," "B" and "A" to set the codes. Press Start to toggle between the first ball and the letters, B to work the second and A to change the final one. All codes end with a direction, which you enter on the Control Pad. You can use multiple codes, but you must reenter them when you start a new game.



Of nags—they're not just for offshore driving anymore.

CODE	EFFECT
BALL, A, B, *	INFINITE TURBO
A, BALL, BALL, *	SHOW HOT SPOT
B, B, B, *	DISABLE "ON-FIRE"
N, A, B, *	FACTORY COURT
BALL, N, B, *	FUTURE COURT
N, B, A, *	ISLAND COURT
N, BALL, A, *	NIGHTCLUB COURT
B, A, BALL, *	OIL RIG COURT
A, A, B, *	PRACTICE COURT
B, BALL, N, *	PRISON COURT
N, N, N, *	ROOFTOP COURT
A, B, N, *	VOLCANO COURT



## Hello Kitty

### CUBE FRENZY

#### PASTER KITTY

We've discovered the ultimate code for Hello Kitty's Cube Frenzy. (We know, we know... the game's so sugary sweet it will attract hummingbirds if left outside. But it's a lot of fun and contains tons of clever puzzles, so stop rolling your eyes.) To unlock all three modes of play and every character in the game—including tough-as-nails Tuxedo Sam the penguin—go to the Title screen and press Down, Left, Right, Up, B, A, B, Up, Down, Up, Down, Right then Left. Then, go lock some cubes!

#### THE CAT'S MEOW

In addition to unlocking two different modes of play, the code opens the wicked Advanced Difficulty setting in Story Book Mode Say "goodbye," Hello Kitty!



#### BOOKHEADS

Greetings, readers. Code Cop here, and I'm more steamed than seafood at a dum bake. I love my new Game Boy Advance (and play it every day, in fact) but evil criminals are already disseminating false GBA codes! So if you read rumors about Yoshi Eggs in Super Mario Advance, let me set the record straight. Once you beat the game, you can play it again and find two hidden Yoshi Eggs on each level. Finding every egg is an impressive achievement, but that's all. It won't unlock hidden levels. It won't let you play as Yoshi. It's just a fun extra for dedicated gamers, Cap'n! This has been the Code Cop, keeping the GBA safe from false code criminals everywhere.



Can you find every Yoshi Egg? The Code Cop did, but he had to pull a few hours of OT.

## X-MEN

### WOLVERINE'S RAGE

#### APPLAUSE FOR CLAWS

That furry mutant Wolverine is at it again in X-Men: Wolverine's Rage for the GBC. If you've been looking for a way to make the game easier (or if you've convinced that Wolverine's blue outfit simply doesn't match his eyes) press Up, Up, Down, Down, Left, Right, Left, Right, B then A at the Title screen. You'll be given a neon yellow outfit that less Wolverine-esque—er his health at a faster clip. It's both stylish and functional!



Wolverine always seemed like a yellow kind of guy anyway.

## Snoopy

### TENNIS

#### YEAH, BUT WHERE'S KOURNIKOVA?

A couple of issues back, we printed a code to unlock Woodstock in Snoopy Tennis for the Game Boy Color. Well, an astute reader has done us one better, and now we have a code to unlock Woodstock, Pig Pen and Marce. Go to the Password screen and enter HQQM to open up the racket-bearing rascals. Now that's what we call a Peanuts gallery.



The new players are all top-notch grads with amazing talent. Even Marce, the bookworm, has tried out!

ICON KEY: C BUTTONS

▲

▲

▲

▲

▲

▲

▲

CONTROL PAD

★★★★

80% CHEAT

WACKY

HOT

JUST FOR FUN SENT BY READER

## PITFALL

### THE MAYAN ADVENTURES

#### LEGENDS OF THE PITFALL

Watch out, Harry, there are codes on your tail! We've located extra cheats for Pitfall: The Mayan Adventures for the GBA. The first, a level skip code, was previously printed in Volume 143, and you'll need to activate it before the 99 weapon code or the flying Harry chest will work. The nine continues cheat must be entered at the continue screen. And, finally, the code to open the Lakamul Rain Forest is entered at the main menu—but you can't use it in conjunction with the level skip code.

#### FLYING HIGH

Harry's flying animation changes depending on the position he's at when you activate the code. It's a great way to check out a level, and it's also good for a few laughs.



#### CODE

PRESS **SELECT**, **SELECT**, **A**, **SELECT**, **DOWN**, **A**, **SELECT**

HOLD **SELECT** AND **PRESS B** AFTER ENTERING THE LEVEL SKIP CODE

HOLD **SELECT** AND **PRESS THE CONTROL PAD** AFTER ENTERING THE LEVEL SKIP CODE

PRESS **START** RAPIDLY AT THE CONTINUE SCREEN

PRESS **A**, **SELECT**, **A**, **SELECT**, **A**, **SELECT**, **SELECT**, **START**

#### EFFECT

SKIP TO ANY LEVEL (HOLD **SELECT** AND **PRESS B** OR **DOWN** TO CYCLE THROUGH THE LEVELS)

99 OF EVERY WEAPON

FLY THROUGH THE LEVEL

GET NINE CONTINUES

OPEN LAKAMUL RAIN FOREST

#### CODE

★ ★ ★ ★ ★  
DOWN

★ ★ ★ ★ ★  
DOWN

DOWN, ★ ★ ★ ★ ★

★ ★ ★ ★ ★  
DOWN

#### EFFECT

GIVES RAYMAN 99 LIVES

GIVES RAYMAN ALL THE SPECIAL MOVES

REFILLS RAYMAN'S HEALTH METER

MAKES RAYMAN INVINCIBLE

## RAYMAN

### ADVANCE

#### RAYMAN TO THE RESCUE

Finally, we close Classified Info with a visit to a world where Electrons are imprisoned and the main character lacks both arms and legs. Naturally, we're talking about Rayman Advance for the GBA, and we think you'll be pleased as punch with our fine selection of new codes. Because you enter codes at the Pause screen, you'll need to start playing a game before you'll be able to activate them. When you begin a game, press Start to access the Pause screen—and be careful not to quit your game once you've entered the codes.

#### LOOK, MAN, IT'S RAYMAN

Who's got all the right moves? We're not sure, but we are sure that you can get all the Special Moves by using the codes below.



SEND CODES TO:  
NINTENDO POWER  
CLASSIFIED INFORMATION  
P.O. BOX 97033  
REDFORD, WA  
98073-8733

# SUPER MONKEY BALL™

## MONKEY BUSINESS

While other games have featured rolling heroes, banana pickups and fun-loving animals with personality plus, Sega's launch title for the Nintendo GameCube is a whole new ball game. Super Monkey Ball was originally an arcade game in Japan, and all of its single- and multiplayer tilting platform fun has been preserved in the game's transition to Nintendo GameCube. But the folks at Sega weren't just monkeying around when they brought their arcade hit to a home console: They added three party games and three minigames, giving players never-before-seen ways to make a monkey ball of their own.



## MONKEY BALL SEE...

Super Monkey Ball's Arcade Mode, which allows one to four players to compete, is a tension-riddled test of skill. The Monkey Balls are balanced on platforms that are suspended high in the air, and players must tilt the platforms with enough finesse to keep their Monkey Balls rolling through the courses as fast as they can without falling off the edge. In the higher levels, it's not very hard to keep your Monkey Ball on course. But later ones (these six dozens and dozens) feature huge gaps, thin bridges, bumps, sliding platforms and all sorts of obstacles. Players also have to pick up as many bananas as possible, especially in multiplayer, where the points add up to a high score.



Missing the moving platform falls patients and still, it's very easy to get right off the edge.



So many minigames are more and more of Super Monkey Ball. Obstacles and challenges abound!



## MONKEY BALL DO!

While many of the levels are incredibly challenging, especially when the controls are used, the game's controls are very easy to learn. In Arcade Mode, all you need is the Control Pad and the A Button. As you compete against your friends, you'll see how powerful, speedy images of them in your own sector of the screen so you can keep track of their progress. To be top banana, you'll need to speed through the levels as carefully as you can. If you fall off the course, you'll have to start at the beginning, so caution is just as important as quickness.



By its four players can enjoy Super Monkey Ball's charm.



Great, this monkey is the star! In the bottom of the screen, in real-time, is the Nintendo GameCube version of Super Monkey Ball.

© Amusement Vision, Ltd. Sega 2003  
Data and Data & Son Design are registered trademarks of Sega Food Company, Inc.

## PARTY ANIMALS

Three party games are available from the very first moment you place Super Monkey Ball in your GCN. Up to four players can monkey with the silly party games, which have very little—besides the Monkey Balls—in common.

## MONKEY BRAWL

Each monkey is outfitted with a large boxing glove on the outside of its ball to use to knock the other monkeys off the platform. The monkey with the most points is indicated with a crown so the other fighters know who to target. Power-ups add a random element to the game, granting things like even larger boxing gloves and a longer reach to the player who picks them up.



Players earn points by winning matches and collecting bananas.



## ON TARGET

The monkeys roll down a ramp that propels them into the air, over water, through obstacles and eventually onto a target marked with different point values. Players must choose the right moment to open the transparent balls to form makeshift wings, which their monkeys can use to glide to the target. The smaller and farther away the target is, the more points you'll earn for landing on it.



## ON A ROLL

Monkey Race is a simple concept—the fastest monkey wins. Players race around a track, trying to be the first to finish, but, of course, it's not as easy as it sounds. The monkeys can pick up items to use against the competition, Mario Kart-style, and some spots along the road actually knock the monkeys off the course or in the wrong direction.



The small map in the fourth sector shows the monkey's progress.



The action gets pretty hectic when four monkeys are racing through a track. Large markers and color-coded help players know their status at a glance.

## MORE FUN THAN A BARREL OF MONKEY BALLS

Gamers who can't get enough monkey action can play the one-player Arcade Mode to earn points. As the points add up, the minigames become available. Sega put a lot of effort into each of the games in Super Monkey Ball, and it shows in the complex minigames, each of which is a thoroughly enjoyable version of the sport upon which it is based.



## BANANA SPLIT

Monkey Bowling is one of the best-costumed video game versions of bowling any Nintendo system has ever seen. Players choose the direction, speed and spin of the ball and get to watch a funny monkey roll down to the end of the lane. It's bowling bliss.



The monkeys vary in weight, which changes the way they travel along the lane.



The monkeys gather at the end of a multi-player game to celebrate a victory.



# TEE TIME

Monkey Golf is as authentic golf miniature golf game that is on par with many other video golf games. You're in control of the monkey's direction and swing power, but it's the monkey itself that swings a club inside the clear ball, which hurls the monkey through the course and toward the cup.



# RIGHT ON CUE

The monkey's aren't behind the eight ball—they're in it in the playfully over-the-top Monkey Billiards. As the quiet, classy music plays in the background, players can line up their shots and put a little English on 'em while they're at it. As with the other minigames, Monkey Billiards is easily one of the finest games of its genre.



Conquer lines up a shot in Monkey Billiards. His extra left can be helpful in the rompers.

# HAVE A (MONKEY) BALL

Super Monkey Ball has a bunch of habit-forming modes you'll go bananas over. The Arcade Mode alone is more than enough reason to give the game a try, and when you add the crowd-pleasing party games and minigames to the formula, you and your friends will definitely have a ball.



# 90 HOLES IN THE PALM OF YOUR HAND!



Hit the links for the first time on the portable convenience of Game Boy Advance.



Choose from 14 golfers, 5 courses and a variety of clubs.



Tee off with up to 3 other players.

GAME BOY ADVANCE



ESPN  
the games™  
www.espgames.com



© 2002 Game Boy Advance. All rights reserved. Final Round Golf is a trademark of NOLAN CORPORATION. ESPN and the games logo are trademarks of NOLAN CORPORATION. Final Round Golf is a registered trademark of NOLAN CORPORATION. All other trademarks are the property of their respective owners.

# COUNSELORS' CORNER

Your Questions—Our Experts!



## TONY HAWK'S PRO SKATER 2 (GBA)

### WHERE ARE THE OLSKOOL GAPS?

You'll figure out the locations of the Oldskool Gaps if you spend enough time skating around in the Warehouse. If you want to collect your money right away,

however, we can fill you in on the gaps. The first one is simple—just ollie between the two short ramps near the ladder on the floor. The next gap is

between the two vert ramps on either side of the ramp to the right of the starting ramp. The third gap is over the tongue-shaped extension of the back wall.



Line yourself up, build up plenty of speed then ollie between two short ramps near the ladder on the floor. You'll need to make the jump to collect the letter S&S&K&T-E.



The ramp between the two vert ramps is fairly wide, so you'll need to go fast before you attempt the horizontal jump.



A straight jump over the wall extension is very tough, so you should take advantage of the game's unusual physics to spin around it as part of a vert trick.

### HOW DO I GET TO THE SECOND ROOFTOP IN BOSTON?


As its name suggests, the Rooftops, Boston, level has two separate buildings that you can skate—if you can figure out how to get across the gap between them.

Ollie up a ramp to the rail at the base of the billboard, grind to the left then ollie over the gap to the ledge of the second building. The trickiest part of the

sequence is landing on the ledge. Make sure you are facing forward when you land, so you can grind to an open area on the roof of the taller building.



Use the vert ramp beneath the billboard to reach the rail. Try to jump diagonally from the ramp so you'll have some momentum when begin grinding the rail.



Ollie during the grind on the billboard to build speed. Then jump over the gap between the buildings. Try to jump just as you reach the end of the rail.



You'll probably fall into the gap if you're pointed to the right when you land on the ledge of the taller building. Press Left on the Control Pad as you land to face the correct direction.


## CASTLEVANIA: CIRCLE OF THE MOON

### HOW DO I CLIMB WALLS?

You'll run across many areas in the castle that require you to climb up the walls, but you won't be able to do so until you find

the Kick Boots in the Machine Tower. The boots allow you to bounce off walls and leap diagonally. You can use the ability

to zigzag up narrow, vertical corridors where there isn't enough space for you to perform double pumps.



You must defeat the Iron Golem before you can reach the Kick Boots. Remember to leap when the monster raises its arms to attack.



After you grab the boots, you'll be able to kick yourself off the walls. It's the only way to reach many elevated platforms.



Kick Boots are essential in narrow passages without platforms. You'll need to jump back and forth between the walls to progress.

### IS THERE A WAY TO GET PAST THE IRON MAIDENS?

Iron Maidens—statues that look like sarcophagi—will block you from entering many important passages until you find

the switch that destroys them. Of course, you'll have to battle a tough boss—Adramelech—to reach the room that

contains the switch. Attack Adramelech's head while you dodge the creature's energy and skull projectiles.



The mysterious Iron Maidens are temporary obstacles. Proceed to the Chapel Tower to find the switch that destroys them.



Adramelech may be a little thingy to squish in games—about your size, though. Soak a strong DSS attack when you fight the boss.



Slomp the switch in the small room beyond. Adramelech is destroy all the Iron Maidens in the castle.

### HOW DO I SUMMON FAMILIARS?

Familiars are creatures that you can conjure to attack your enemies. The familiar you create depends on what DSS card

combination you choose, but there is one constant—you must always use the Saturn Action card. To get the Saturn card,

you need to defeat the Fallen Angel outside the entrance to the Battle Tower. Equip the card with any Attribute card



Defeat the Fallen Angel near the Battle Tower entrance to make a drop the Saturn card. The Action card allows you to create familiars.



Familiars take the form of an animal or mythical creature. Most of them will attack enemies while you deliver your own attacks.



If you combine the Golden card with the Saturn card, you'll create a Hawk Familiar that independently attacks enemies.

## THE LEGEND OF ZELDA: MAJORA'S MASK

### HOW DO I HELP THE GUY IN THE TOILET?

There are few things more annoying than discovering that the toilet paper is missing from the bathroom—particularly



Any scrap of paper will do in a pinch. A letter is preferred, but it may be easiest to get the Deku Scrub's little disc.

when you are in the toilet. At midnight on each of the three days, a desperate person will reach out from the toilet in the Stock



You'll need to be inside the Stock Pot Inn after hours, so use the room key or hover through the door on the deck.

Pot Inn and ask for paper. If you hand over a letter or a title deed, you'll receive a Piece of Heart in return.



Hand over the paper at midnight when the hand reaches out for help! Your good deed will earn you a Piece of Heart.

### HOW DO I OPEN MILK ROAD?

The first time you go down Milk Road, you'll encounter a big boulder blocking your progress. You'll need a Powder Keg to



blow up the bomb master in the Goron Village to learn about Powder Kegs.

clear the way to Komani Ranch. To get the keg, visit the bomb master's cave in Goron Village after spring returns. He'll certify



Unblock the entrance to the Goron Racetrack then return to the bomb master.

you as a Powder Keg handler if you can successfully carry the large bomb to the Goron Racetrack entrance.



Using a Powder Keg is the only way to open Milk Road. You can buy one in the Bomb Shop.

### HOW DO I DEFEAT THE IKANA KING?

Defeating Igas du Ikana and his two guards is a complicated process. Fight off the bony bodyguards so you can burn



Hit the guards until they fall down, then destroy them with reflected sunlight.

away the curtains on the windows with Fire Arrows. Knock down the guards with your sword, then steech them by reflect-



The king is invulnerable while his head spins around. Simply avoid him until he reassembles.

ing sunlight onto them with your Mirror Shield. Burn the king the same way, but wait until his head stops flying around.




Shoot Fire Arrows at the king to make her lower her shield, then burn her with sunlight!

## THE LEGEND OF ZELDA: DRACLE OF SEASONS

### HOW DO I DEFEAT GOHMA?

In a change from previous boss battles in Oracle of Seasons, you'll need to adjust your equipment mid-battle to defeat



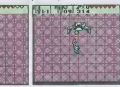
The Dancing Dragon Dungeon boss, Gohma, will slash at you with its big claw until you destroy it.

Gohma. First, equip Roc's Feather and your sword so you have the speed to dodge and attack the monster's large



After its claw is gone, Gohma will get the creature as you. They leave hearts behind when you defeat them.


claw. After the claw is destroyed, replace the feather with the Slingshot. When Gohma opens its eye, fire a seed at it.



Get into position beneath the boss, then shoot seeds into its eye. It takes several hits to finish off the monster.

### HOW DO I SHIFT THE DIRECTION OF THE TURNSTILES?

The first turnstile you'll discover is in the Ancient Ruins, a large and potentially confusing dungeon. Initially, the turnstile will



When you start or restart the Ancient Ruins, the turnstile will allow you to go east only. Make a loop through four rooms until you reach the room to the south of the turnstile.

let you turn only east at its junction. To make it turn west, you'll need to go clockwise through four rooms to make a loop



After you find a key, you'll be able to make a longer loop that will take you north through the turnstile. When you restart the turnstile, you'll be able to reach the western section of the dungeon's first floor.

back to the room just south of the turnstile. You'll need to make even more complicated loops later in the game.

## Q&A FAST FACTS

Stuck? Pick up the phone and give our counselors a call. Or write to: Counselors' Corner, P.O. Box 87023, Redmond, WA 98073-8723

In the USA Call: 1-900-288-0707  
In Canada Call: 1-900-451-4400

100¢ per minute. Call times vary by area. Call times vary by area. Call times vary by area.

#### Fortress

- What is *Blitz Mode*?
- Blitz Mode* is faster than *Normal Mode*, and you aren't given a head start at the beginning.
- What do I get for completing *Tournament Mode*?
- You'll get to see the game credits.
- Are there any differences between time periods?
- The only differences are the graphics and animations. The blocks and weapons' effects are the same in all the levels.

#### Jurassic Park 3: The DNA Factor

- How do I shoot little dinosaurs?
- You must press the R Button to crank, then hit the B Button to fire a weapon.
- Why do I have to repeat a level after I beat it?
- You must successfully complete the DNA strand game at the end of each level in progress to its next level.
- How do I pick up weapons?
- You must crouch to pick up weapons. Pressing the R Button makes you crouch.

#### Make the Most of Your Game Counseling Call

Before you make a call, ask yourself five questions: What haven't I tried? Where haven't I gone in a while? Have I worn a similar item or situation before? Why would a particular item or person be in a particular spot? Is there a character in the game who might be able to help me?

# WAVE RACE

## BLUE STORM



Nintendo GameCube makes a splash with Wave Race: Blue Storm, a new racing adventure. Combining state-of-the-art graphics, crystal-clear sound and plenty of speed, speed, speed... Blue Storm proves that you don't need fins and gills to rule the waterways.



## DOIN' THE WAVE

The Wave Race game debuted with the Nintendo 64 system and was a (big) success, becoming one of the most popular racing titles in Nintendo history. Just as the anticipated arrival of the Nintendo GameCube signals a new age for video games, Wave Race: Blue Storm signals new life for the classic race. Sporting improved graphics, wonderful sound, and just the best water physics you've ever seen, Wave Race: Blue Storm will satisfy both experienced watercraft fanatics and hydrophobic rookies. Don that orange life preserver and buy some sunscreen as the NP Game gets you through high-speed, white-knuckle racing that's as real as it gets.



The wave of the sea could be the most powerful when you're riding. It's better to stay on water world if you take your own watercraft out for a spin on the lake.



It's all about your turn. Don't Wave Race. Blue Storm will let you wave, it'll get, get it, and short-cut it like an old racing veteran of mine.



You'll be king of the world when you see the first watercraft in Wave Race: Blue Storm. Move on up just for us outlaws of respect, honor and identity decisions.

## THE COURSE FORCE

What good is a racing game without challenging courses? Wave Race: Blue Storm lets you test it up on eight unique tracks that are spread across the four corners of the Earth. Dodge boulders and fishing boats as you fly through the vacation paradise of Aspen Lake. Wave up chubby polar bears and massive cruise ships while avoiding crumbling icebergs in Arctic Bay. Shatter gondolas and send tourists running for cover as you crash through open-market cafes in the Venice-like La Sereza Canal. Bring a delectable camera because the game also boasts fully lit, interactive environments and beautifully rendered backgrounds. Much like on a real trip around the world, you'll have a hard time seeing everything—the master how long you play.



Protest how generous it would be to enjoy the racing experience and choose a moment that's just what you need. Wave Race: Blue Storm will be great at the game.



## PICK A PILOT

Nintendo has designed some of the bravest and race-shiller riders in the world to take on the Wave Race challenge. Each rider is rated in five individual areas: top speed, acceleration, maneuvering, stunt skill and strength. The Wave Race Blue Storm racers vary widely in skill, which is a welcome change from racing games where every participant handles like the same person. Skilled players must learn to use different techniques for each race based on the rider they select. A rider



With high acceleration and maneuvering abilities might slip through turns like a hot noodle, while a rider with a high strength rating can put pedal to the metal and try to knock other riders out of the running. While it's fun to learn the ins and outs of one particular race, the true challenge comes in mastering the intricacies of every rider in the game.

## THE MODE ABODE

There are five different modes of play in Wave Race Blue Storm. Take on all corners and unlock new tracks in Championship Mode; replace the landscape and find hidden shortcuts without the constraints of time, buoys or other riders in Free Roam Mode; make stuntscha chaun and jones drop while you kick out amazing tricks in Stunt Mode. Beat your best time and race your ghost (which takes the form of a bright yellow helicopter)

in Time Trial Mode. And, finally, search through with up to three other players in Multiplayer Mode. Quite royal. While the single-player games are a blast, nothing can compare to the joy of dancing the victory boogie while a dejected opponent weeps with the sidelines.



Nintendo loved all things cat in Stunt Mode, where tracks end during a 90-year-old change.



The strength rating represents your ability to beat other riders out of the running. You can kick other riders off their machines by bumping or contact them—once you're in contact, it's bumper, the kicks are automatic.

## BE THE CHAMP

Championship Mode features four difficulty settings—exhibition, normal, hard and expert. Once you clear the Dolphin Peak track on the exhibition difficulty setting, you'll move on to race five, six and seven days in a row, respectively, on the other settings. Higher score-based points over each set of days, and you must earn a certain number on each setting to advance to the next. Once you've completely finished a setting, you'll unlock a new track that you can access in any mode. One



Wait on track to represent a progress with the bar on the left-hand side of the screen. Also displayed are your current place, the number of laps remaining and your time and lap count.



The game features 11 Save the Princesses for available with one win the championship trophy on the normal (Hard), setting.



## STUNTED GROWTH

Smooth-banking moves are par for the course when you take a ride through Stunt Mode. Available on any unlocked track, Stunt Mode challenges riders to complete a course in the shortest amount of time while performing the most stunts possible. You'll earn points for performing a stunt successfully, riding through a ring and finishing with a low time. The list of possible stunts reads like something from Tony Hawk's personal notebook—if he rode a 500-pound watercraft instead of a one-pound skateboard, that is. Kick out backflips, one-cin, one-two, handstands, barrel rolls, heel flicks and more while flying off ramps the size of Texas. In addition to jump, riders can also shift positions on their machines, so you can speed through a course while still being backward, lying on the front or even standing on your head! The popular



Ramps are high they would make an advanced rider an expert in a Stunt Mode. You should land on water for some of the best stunts.

turntable feature from Wave Race for Nintendo 64 still makes a comeback return. If you can pull off the Submarine Strain, you'll be able to plow underneath bridges, docks and other obstacles to shave precious seconds from your final time. You have to see it to believe it.



Higher sets of jumps are worth different point totals. Only the best of the best will be able to hit them all while successfully pulling off each trick.



The power of Multiplayer Mode will not be denied. Cons with this mode makes on-screen racers fly fast and furious.



## WEATHER THE STORM

...ing at them, how do you handle the teacher? Not concerned about opposing riders? You can... (text is partially obscured and blurry)



Races take place both in the day-time and at night. Ocean City Harbor has the only random overcast, for about 15 minutes.



Weather also comes handy with the surrounding environment. Fog means, for example, night vision crates to help from a passing cargo ship.



## RACE FOR HOME



Once the long-awaited GSN launch date of November 15th arrives, it's a sure bet that eager gamers everywhere will be clamoring for Wave Race Blue Storm. It's both control and graphics, it's a new era, it's the kind of games of all ages. We've been so impressed by the mod and look of the game that we've had to pass up the incredible sound effects, which place every ship splash and engine growl right in your living room. Grab a friend, get a GCN and prepare for hours of hot and wild fun when Wave Race Blue Storm hits the scene. **V**

# DRAGON WARRIOR MONSTERS 2

## Meet Your New Family

There's Cobi, Tora and Over 300 Wacky Monsters!



Find Monsters.

Battle Monsters.

Train Monsters.

Breed Monsters.

Love Monsters.

2 Monstrous  
RPGs.

Link 'Em Too!



www.enix.com

Join Cobi and Tara in Enix's newest additions to the Dragon Warrior Monsters collection for GBC. Vast new lands full of wild monsters await you in Dragon Warrior Monsters 2: Cobi's Adventure and Dragon Warrior Monsters 2: Tara's Adventure.

# DRAGON WARRIOR MONSTERS 2

## TARA'S ADVENTURE



© 2001 Enix Project/Wed Studio/Enix. Dragon Warrior and DRAGON are registered trademarks of Enix Corporation. All rights reserved.

# DRAGON WARRIOR MONSTERS 2

## COBI'S JOURNEY

## A NEW GENERATION

A family ship sets out across the great blue ocean by request of the king. It is brimming with supplies and is on a pilgrimage to visit a Monster Ranch on a small lake known as GreatLog. Two young siblings, Cobi and Tara, scamper and play about the ship's deck, unaware that they are soon to be thrown into their own adventures and will have to rescue their new home on GreatLog. It is one of the aspiring young Monster Masters, Cobi or Tara, in immense parallel adventures. Link up the two games to unlock new secrets, trade monsters or breed new, new monsters.



## BIG TROUBLE IN GREATLOG

GreatLog's Navel Plug has turned up missing, and the island is beginning slowly to sink into the ocean. Someone must find a new Navel Plug to save the Monster Ranch and the rest of the island from a watery demise. It's up to you, playing as Cobi or Tara, to save the day!



### The World for a Plug

Wetraxa, the spirit of GreatLog, asks you to embark upon a journey to find a new Navel Plug before it's too late. The mischievous spirit acts as a temporary plug and gives you guidance as you travel to new worlds in your search for a suitable replacement.



## KEYS TO ADVENTURE

Many mysterious new worlds await you outside of GreatLog. Each world has a doorway that you must unlock before you can explore the new realm. During your travels, you will discover magic keys that unlock the doors to new worlds.



### Unlock the Mystery

Before you can use magic keys to unlock the door to a new world, the key must be appraised. Take magic keys to the Appraisal Shop in GreatLog to reveal their names. Use appraised magic keys in the Door Shrine to enter new worlds.

## TOOLS OF THE TRADE

There are important items you can purchase, pick up on the field and find in dungeons. Equip yourself with the right tools and embark upon your quest to become the best Monster Master in all the lands and save GreatLog.



### Tiny Medals

Little golden medals are scattered throughout the land. Collect Tiny Medals, then trade them with the Medal Master at GreatLog for unique gifts, such as the monster egg.



### Meat

Meat—including beef jerky and orien—is a monster's favorite treat. Feed meat to wild monsters during battle to befriend them. Feed it to monsters in your party to reduce their wildness.



### Herbs

Magical leaves that contain healing abilities restore 20 to 40 HP points to a monster. Some leaves are good on long trips away from GreatLog.



### Staves

Staves are magic items that can be used in battle or while you're on the field. You'll find many types scattered through the land, like the Blow Staff and the Bolt Staff!

## A MONSTROUS BATTLE



Test your skills in the Monster Arena in GreatLog after winning the Pirate's Key. Challenge the greatest Monster Masters to win new Magic Keys.

### C Class

Round 1	Wendell
Round 2	Seimo
Round 3	Panoragon
Round 4	DeVine
Round 5	Galupike
Round 6	Toadstool
Round 7	Humminbird
Round 8	Subsack
Round 9	Hummertmond

### B Class

Round 1	Trudelia
Round 2	FootHole
Round 3	FreeBoys
Round 4	Muon onga
Round 5	Trygon
Round 6	Horrorcray
Round 7	Herbalia
Round 8	HorrorWage
Round 9	MudBall

### A Class

Round 1	Scarfish
Round 2	MusKondor
Round 3	Swirragon
Round 4	Octoroch
Round 5	Octagon
Round 6	KingSword
Round 7	HealyWing
Round 8	CopyCat
Round 9	NavyWhip

### S Class

Round 1	Scorp
Round 2	FortPantBers
Round 3	Scorp
Round 4	ArmyCrab
Round 5	DarkCrab
Round 6	ArmyCrab
Round 7	DarkSlime
Round 8	Metallink
Round 9	MineSlime

## OASIS KEY

Once the Oasis Key is yours, round up your favorite team of monsters and head out to Oasis. The land of rolling sand dunes and swaying palms is your first stop on your quest to find a new Novel Plug. Join a circus, help a king and battle a magic lamp.



### Mirage Lake

You must bring to justice the fleeing pirates who stole the Tidal Bell and locked themselves out of business. After trading some food for the Water Cask with a prisoner in Asiya, head to Mirage Lake and use the Gairi Tourist to their hideout.



### Circus Star

Help out a traveling circus that has lost some of its performers in a pirate ambush by acting as a replacement. Win your way into the king of Oasis's heart by parading the circus at low and showing them with your Monster Master Skill.



### Asiya's Thirst

The King of Oasis is a kind ruler, but he's oblivious to the needs of his subjects. He promises you the Tidal Bell, which might serve as a new Novel Plug, as your reward. Listen carefully to the concerns of Asiya's people and report back to the king.



### Canal Inspection

There's a mysterious water shortage in Asiya. Find out what's afoot by following the king to Kullia and traveling down to the monster-infested canal. Bring plenty of Herbs to keep your monsters in top-top shape.



### Busy Beaver

Meddling pirates have thrown Beaver out of his home in Mirage Lake. He's now log home in the canal is blocking the water. Convince Beaver to pack his bags and head home by winning a Monster Battle against him.



### Obtain CurseLamp

A troublesome figure greets you when you enter the Pirate's hideout and challenges you to a Monster Battle. If you defeat his monster, CurseLamp, it will decide to part your lead. With your reward, the Tidal Bell, in hand, return to GreatLop.

## PIRATE KEY

### ? Random Items

The Tidal Bell doesn't fit GreatLop's Navel, but don't despair—you have the ability to travel on water. Become champion of the Kid's Arena Division to earn the Pirate's Key, then journey off to a land of tropical islands, open seas and a phantom pirate ship.



### Squeeze the Dancing Squid

Battle Squid the HoodGolem a crew that's got twisted at the Door Shrine. Then recruit the light-footed monster into your party. When speaking to the old man in Port Rico, make sure Squid or another water monster is in your party.



### Mermaid Cove

Who would've said that mermaids love to dance? With the HoodGolem in your party, dance by the shores in Pousha to please the mermaids and gain entry into their city. Speak to the Mermaid Queen to learn of the MoonRock and phantom pirate ship.



### Kameha's Antics

Prince Kameha is up to his usual troubling antics again. Along with two notorious sidekicks, he faces past you in the Waicane Cave in search of the powerful her Minor. Could this magic, stolen from the mermaids long ago, save GreatLop?



**Phantom Pirates**  
A band of rough pirates leads off with the MoonRock from the lighthouse ages ago. Then perched at sea, find the phantom pirate ship, then beat the Capt Dead and his BoneSlaves to retrieve the MoonRock and retain balance to the tides.

## MONSTER CREATION

What do you get if you cross a Slime and a DragonKod? Find out by breeding monsters at Starry Shrine. Create a stranger version of a monster you already have or start a rare new breed. With over 300 monsters, the possibilities are endless.

### Like Father, Like Son



When two monsters produce an egg, they fuse away and a new creature is born. The second-generation monster starts at level one but inherits abilities from each parent. Breed monsters to combine the skills you like best in one creature.



### Professor of Starry Shrine

The Professor breeds and hatches eggs for you. If you tell him which two monsters you wish to breed or which eggs you'd like to hatch, he'll work his magic. You can breed two monsters as long as both the male and female monsters are level 10 or higher.



### Egg Evaluator

The Egg Evaluator has a special knack for identifying the gender of an unborn monster and can sing a song to change the gender of a monster while it's still in the egg. If you're trying for a monster of a particular gender, seek out her services.

## WORLD OF OPTIONS

During your journeys as a Monster Master, you may encounter magic keys that lead to secondary worlds. While you don't have to explore the worlds, they contain rare creatures you can't find anywhere else. Ambitious Monster Masters should explore the mysterious worlds.



### Hopeful Friends

Once you've defeated the boss of a primary world, you can befriend monsters and take them along for the ride. If you have not yet defeated the boss that's best to a secondary world, its members will want to join you but will be unable to do so.



### Red Mine



### Quiet Swamp



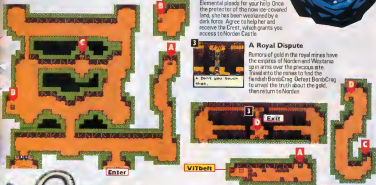
### Yellow Desert



### Blue Tree

## ICE KEY

When you return home, you'll find that GreatLog has sunk even further into the sea and that the HarMirror doesn't quite fit GreatLog's Navel. Aid a merchant in GreatLog to receive the Ice Key, then take off to a land of snow-peaked mountains and a kingdom in trouble to continue your search.



### Element's Envoy



Imprisoned in a frozen spring, a kind Elemental awaits for your help. Once the protector of the now ice-covered land, she has been weakened by a dark force. Agree to help her and receive the Direct, which grants you access to Morden Castle.



### A Royal Dispute

Rumors of gold in the royal mines have the empire of Morden and Westonia up in arms over the precious pit. Travel into the mines to find the fabled BombCrug. Defeat BombCrug to unveil the truth about the pit, then return to Morden.

VITBell

Maple Key

### Imposter King

When you speak to the peculiar and enigmatic King of Morden, you'll be thrown in jail with the real king. Break out of jail and confront the imposter king, who is actually the beloved sweet AgiDev. Defeat AgiDev to restore the real king to the throne.



King: KICKED!  
You will PAW!

### LadyYuna's Lost Spirit

The cheerful and lively LadyYuna of Westonia has fallen in to an eerie state of silence. Try cheer her up, then search a nearby forest for clues. Return to Westonia with YunaSoul and defeat Propositor to free LadyYuna from its clutches.



You must defeat the

### Rest for Queen Helen

Dreadful nightmares plague the graceful Queen Helen of Estria. Find the SleepKiller high atop the snowy peaks of a mountain, then return to Estria and give it to Queen Helen. Release her from her nightmares by defeating SleepKiller.



SleepKiller took  
the damage!

## SKY KEY

In her gratitude, the freed Elemental will give you the SkyShield, yet another potential Navel Plug. You gazed into the SkyShield, but GreatLog doesn't fit GreatLog's Navel, so your search must continue! Speak to GreatLog's king to get the Sky Key, then head off to the lofty heights of a land in the clouds.



### Gentle Monsters

The town of Thurt is your first stop. Speak to the spirit of the Great Sage by his grave about the LightOrb. Enter the tower in north Thurt with a team of warriors who have zero Wisdom and search for the LightOrb.



Turn around the  
Clocktower!

### Monster Imposter

The LightOrb was last seen being carried out of the tower by a giant bird. Return to the Sage and agree to return the LightOrb, then search behind his gravestone. You'll find the ChargeOrb, which allows you to turn into a monster and access certain areas.



MadConдор took  
the damage!

### MadConдор

A giant bird with an odd affinity for shiny things has flown off with the LightOrb. With a MadConдор in your party to attract the bird, travel to the mountain west of Per. Battle and defeat MadConдор in its nest.



### Tiny Southern Cave

You'll find that the LightOrb was stolen from MadConдор's nest. Travel to the treasure hunter's capital, Castle Hiron, where the king is hiding the LightOrb for three Heavenly Treasures. A small cave south of Hiron is your first destination.

### Heaven Helm

A Metable is guarding the Heaven Helm and wants to battle before giving up his treasure. Use tough little monster pals up in fierce fight, but defeating them wins you the Heaven Helm.

### Tower in the Clouds

With the Heaven Helm in your possession, hop on your cloud and head southwest to the Wind Tower. Once in the tower, watch your step! Fly across crossbeams along the cloud. Climb to the top of the tower and obtain the Heaven Armor.



Sword

Exit

Exit

Exit

Exit

Exit

Exit

Exit

Exit

Exit

Exit

Exit

### Haunted Castle

With two Heavenly Treasures in your possession, your next stop is the haunted castle far east of Castle Hiron. Many traps and tricks await you there. Defeat a powerful undead knight, Nianch, and his elemental hand, Dingo, to get the final Heavenly Treasure, the Heaven Sword.



You'll have to  
defeat me first!




Freeing the  
LightOrb!

### Mudou the Mighty

The three Heavenly Treasures are finally yours. Trade them for the LightOrb. Head back to Castle Hiron to catch on, but don't expect a warm greeting. Mudou won't give up the LightOrb without a fight.

## LIMBO KEY

GreatLog is in dire trouble and still in need of a suitable Navel Plug. The evil Lord Darck has promised you a Navel Plug if you bring him more treasures. With the three treasures from other worlds in hand, make your final journey to the Land of Limbo. Prepare yourself before you leave, for the dark world between worlds is treacherous. You are GreatLog's only hope!



### Lord Darck's Minion

In the hope of claiming a Navel Plug peacefully give up the TidieBelt, Hammer and SkyShield. Lord Darck's evil minion has a other plans and will send three powerful monsters to finish you off. Defeat DeadFable, Armerman and Ginkos to continue.



### Battle the Darck Side

With your three strongest monsters backing you, valiantly march on to battle Lord Darck. Use your monsters strongest physical and magic attacks, and be sure to include a monster that can heal the party. Show her the strength to power of a true Monster Master and save all of GreatLog.

## SHARE AND SHARE ALIKE

What fun is having monsters if you can't show off your great catches and creations? One of the great link options allows you to breed monsters with a friend. You won't have to struggle to catch that rare monster your friend already has. Breed it with one of yours and get as cool moost!



### Monster Love

Link up with a friend and introduce your monsters. You can create even rarer eggs when your monster and a friend's monster like one another if they don't show interest, try changing the personality of one of the monsters.

### Strength in Friends

When you breed your monsters with a friend's, you breed for success. Both Monster Masters will get a stronger monster that has great attributes from both parents. Imagine the incredible combinations you and a friend can create.



## BUT WAIT, THERE'S MORE

With 300 monsters for you to master, virtually boundless breeding possibilities and lots of mysterious secondary worlds, the replay value of Dragon Warrior Monsters 2: Cobé's Adventure and Dragon Warrior Monsters 2: Tanak Adventure is mind-boggling. Return to dungeons over and over, too, since their layout won't change. Who knows what secrets or new monsters you'll find? Whether you prefer spunky Cobé or clever Tanak, both games are a must have for any true Dragon Warrior fan.



## You found the Ocarina!



Sweet Potato

The Ocarina inspired by the Legend of Zelda® is now available!

Easy to Play ~ a well-tuned and finely crafted musical instrument!

Pendant Ocarina



Includes a Songbook and Tutorial with simple finger notation for many songs and fancy tricks, plus Lullabies, Serenades and Minnets!

Made from high-fired Ceramic in 3 styles:

- Sweet Potato (occave +1)
- Extended Range Sweet Potato (occave +4) Includes Extended Range Songbook plus Regular Songbook!
- Raku Pendant Ocarina (with necklace)

You can also order:

- Silk Carrying Case (padded, whistler, handle and embroidered dragons)
- Songbook II (25 songs from Beethoven to the Beatles)
- Dragon Boy T-Shirt (100% cotton, youth M/L/XL)

Hear them and order online at:

[www.songbirdocarina.com](http://www.songbirdocarina.com)



### Pricing Info:

Sweet Potato Ocarina.....	\$39.95
Extended Range Sweet Potato.....	\$49.95
Raku Pendant Ocarina.....	\$24.95
Dragon Boy T-Shirt.....	\$10.95
Silk Carrying Case.....	\$5.95
Songbook II.....	\$2.95

### Shipping Info:

Shipping & Handling.....	\$5.00
(Please allow 2-3 weeks for delivery)	
Priority Shipping.....	\$10.00
(When available, allow 2-4 days for delivery.)	

send checks (U.S. only) payable to  
**Songbird Ocarinas**

410 Anacapa St.  
Santa Barbara, CA 93101

Order Toll Free! (866) 899-4043

# Golden Sun



Classic role-playing action comes alive on the Game Boy Advance with *Golden Sun*, a mythical new game from Nintendo and Camelot Software. Hob on fight as NP gives you an exclusive look at the newest phenomenon to hit the RPG world.



What's the Camelot recipe for RPG success? Start with an epic story line, add an intricately deep combat system and a plethora of mind-bending puzzles, then display it all with graphics that can only be described as stunning—the end result is *Golden Sun*. Note that the English translation was not complete as of press time, so some names and places may change in the final version.



## The Golden Sun Also Rises

It's a beautiful day in the village of Vile, where a storm of destiny is gathering. The tale opens with a long walk down a hillside that is dominated by a massive rock slide. It's a peaceful scene, until a tribe of people who have mastered the use of elemental magic turn to stone before and attack the unsuspecting villagers. As the rock slide comes crashing down, Ina, Garet, and Piers are caught in the middle of the chaos. With nothing to save the village, they must summon the power of the broken Pillar, in a danger that will change the world forever.



Should he? Garet's the group responsibility that he accepts somewhat reluctantly. He's from the Earth element.



Garet is Ina's childhood friend. Dealing and working, Garet is strong in Fire and sword combat.



Ina is a powerful Wind. Mage lives a town outside of Vile. Users of Fairyery are also known as Adepts.



Mage lives a town outside of Vile. Users of Fairyery are also known as Adepts.



## Water

Though having their hometown crushed by outsiders was tragic, the real trouble begins when Ina, Garet and Ina's travel to Sol Sanctum. The sacred temple is the resting place of the four Elemental Stones, but Ina and Ina's have discovered its location and are chasing it first.

The people of Vile keep their town hidden from outsiders, lest visitors become frightened by their Fairyery. Though the citizens of Vile think they are the only ones with Fairyery, you'll meet friends and enemies along the journey who also possess the power.



Each character specializes in an elemental force—Earth, Wind, Fire or Water—but all characters can use any available elemental attack.



Each character specializes in an elemental force—Earth, Wind, Fire or Water—but all characters can use any available elemental attack.



## Empire of the Sun


The second of two adventures in *Golden Sun* follows you and your comrades as you explore the island of Solis. You'll have your share of battles, but you'll also have your share of puzzles. Once you enter a save or load screen, it's a treasure trove of puzzles to solve. You'll be able to use your *Golden Sun* abilities to solve them, but you'll also need to use your wits. You'll be able to use your *Golden Sun* abilities to solve them, but you'll also need to use your wits. You'll be able to use your *Golden Sun* abilities to solve them, but you'll also need to use your wits.



The island of Solis is a beautiful, lush island with a variety of terrain. You'll be able to explore the island and solve puzzles. You'll be able to use your *Golden Sun* abilities to solve them, but you'll also need to use your wits. You'll be able to use your *Golden Sun* abilities to solve them, but you'll also need to use your wits.



The game's puzzles are a mix of logic and strategy. You'll be able to use your *Golden Sun* abilities to solve them, but you'll also need to use your wits. You'll be able to use your *Golden Sun* abilities to solve them, but you'll also need to use your wits.



Many members of the Golden Force are on the island. You'll be able to use your *Golden Sun* abilities to solve them, but you'll also need to use your wits. You'll be able to use your *Golden Sun* abilities to solve them, but you'll also need to use your wits.



Other puzzles in the game are more challenging. You'll be able to use your *Golden Sun* abilities to solve them, but you'll also need to use your wits. You'll be able to use your *Golden Sun* abilities to solve them, but you'll also need to use your wits.



It's a fun and challenging game. You'll be able to use your *Golden Sun* abilities to solve them, but you'll also need to use your wits. You'll be able to use your *Golden Sun* abilities to solve them, but you'll also need to use your wits.

## Earth



## Psynergy, Sword and Shield

The first of two adventures in *Golden Sun* follows you and your comrades as you explore the island of Solis. You'll have your share of battles, but you'll also have your share of puzzles. Once you enter a save or load screen, it's a treasure trove of puzzles to solve. You'll be able to use your *Golden Sun* abilities to solve them, but you'll also need to use your wits. You'll be able to use your *Golden Sun* abilities to solve them, but you'll also need to use your wits.



Frede's Assassin's Blade lets out a howl! Mortal Danger!

The game's puzzles are a mix of logic and strategy. You'll be able to use your *Golden Sun* abilities to solve them, but you'll also need to use your wits. You'll be able to use your *Golden Sun* abilities to solve them, but you'll also need to use your wits.



The game's puzzles are a mix of logic and strategy. You'll be able to use your *Golden Sun* abilities to solve them, but you'll also need to use your wits. You'll be able to use your *Golden Sun* abilities to solve them, but you'll also need to use your wits.



Frede casts Roamark!




Green takes SD down! Green casts Sleep!

The game's puzzles are a mix of logic and strategy. You'll be able to use your *Golden Sun* abilities to solve them, but you'll also need to use your wits. You'll be able to use your *Golden Sun* abilities to solve them, but you'll also need to use your wits.

## Fire



The game's puzzles are a mix of logic and strategy. You'll be able to use your *Golden Sun* abilities to solve them, but you'll also need to use your wits. You'll be able to use your *Golden Sun* abilities to solve them, but you'll also need to use your wits.



It's a fun and challenging game. You'll be able to use your *Golden Sun* abilities to solve them, but you'll also need to use your wits. You'll be able to use your *Golden Sun* abilities to solve them, but you'll also need to use your wits.



It's a fun and challenging game. You'll be able to use your *Golden Sun* abilities to solve them, but you'll also need to use your wits. You'll be able to use your *Golden Sun* abilities to solve them, but you'll also need to use your wits.

# The Fury of the Djinn



3. **Final Fantasy IV**—The first time you find a Djinn, it's a surprise. You can't see it, but you can hear it. You can defeat it, but you can't see it. It's a bit of a mystery, but it's a Djinn. You can't see it, but you can hear it. It's a bit of a mystery, but it's a Djinn. You can't see it, but you can hear it. It's a bit of a mystery, but it's a Djinn.



4. **Final Fantasy IV**—The first time you find a Djinn, it's a surprise. You can't see it, but you can hear it. You can defeat it, but you can't see it. It's a bit of a mystery, but it's a Djinn. You can't see it, but you can hear it. It's a bit of a mystery, but it's a Djinn.

## Sundown

5. **Final Fantasy IV**—The first time you find a Djinn, it's a surprise. You can't see it, but you can hear it. You can defeat it, but you can't see it. It's a bit of a mystery, but it's a Djinn. You can't see it, but you can hear it. It's a bit of a mystery, but it's a Djinn.



6. **Final Fantasy IV**—The first time you find a Djinn, it's a surprise. You can't see it, but you can hear it. You can defeat it, but you can't see it. It's a bit of a mystery, but it's a Djinn. You can't see it, but you can hear it. It's a bit of a mystery, but it's a Djinn.

7. **Final Fantasy IV**—The first time you find a Djinn, it's a surprise. You can't see it, but you can hear it. You can defeat it, but you can't see it. It's a bit of a mystery, but it's a Djinn. You can't see it, but you can hear it. It's a bit of a mystery, but it's a Djinn.



8. **Final Fantasy IV**—The first time you find a Djinn, it's a surprise. You can't see it, but you can hear it. You can defeat it, but you can't see it. It's a bit of a mystery, but it's a Djinn. You can't see it, but you can hear it. It's a bit of a mystery, but it's a Djinn.

9. **Final Fantasy IV**—The first time you find a Djinn, it's a surprise. You can't see it, but you can hear it. You can defeat it, but you can't see it. It's a bit of a mystery, but it's a Djinn. You can't see it, but you can hear it. It's a bit of a mystery, but it's a Djinn.

## Wind

10. **Final Fantasy IV**—The first time you find a Djinn, it's a surprise. You can't see it, but you can hear it. You can defeat it, but you can't see it. It's a bit of a mystery, but it's a Djinn. You can't see it, but you can hear it. It's a bit of a mystery, but it's a Djinn.



11. **Final Fantasy IV**—The first time you find a Djinn, it's a surprise. You can't see it, but you can hear it. You can defeat it, but you can't see it. It's a bit of a mystery, but it's a Djinn. You can't see it, but you can hear it. It's a bit of a mystery, but it's a Djinn.

Classic Arcade Action on the Go!

Capcom's Timeless Fighting Masterpieces Conquer the Game Boy Advance System.

# GAME BOY ADVANCE



# Lady Sia



Battle your way through a magical kingdom as a sword-wielding woman of action in Lady Sia from TDK Mediative. Sia carries a sword instead of a scepter—the lady is a champ!

## Battler Royal

Terrible things are happening in the Human Kingdom of Athorre, a land near Lady Sia's domain. The evil sorcerer, Onimen, and his band of beady Tsoas have taken numerous humans hostage and laid waste to their lands. Lady Sia is the princess of the magical Kingdom of Myrsid. She gathers together the leaders of the nearby magical kingdoms to discuss what to do about the potential threat of Onimen and his Tsoas, but no one wants to act. Lady Sia ventures out alone to take care of the situation herself.

Time: 22:48

85 85

85 85

Level Rating: PERFECT!

## The Kingdom of Athorre

Enraged by the other leaders' reluctance to do anything about Onimen and his minions, Sia storms outside the safe confines of her castle, only to be knocked out by two Tsoas. She awakens in a jailhouse without her Jade Sword or Family Ring. A cloaked figure helps her escape the jail and shows her how to get around the Human Kingdom. Players must guide the powerful princess through several areas of Athorre to find Sia's Jade Sword and ring, taking care also to locate the blue gems that power her Family Ring, the hearts that give her health, the enslaved humans and the green jewels that are scattered around Athorre.



©2001 TDK Mediative

## The Castle

The Castle is a strange, airy ruin with many dangerous jumps and leaps of faith. Be sure to pick up enough of the blue gems and

hearts to keep you powered up and healthy. You don't have to save all the humans or collect all the green jewels to continue.




Start

### Sneak by the Guard



The large, sleeping, beehive guards are very powerful and fast. You can sneak by them by holding down the L Button when walking past them. If you don't sneak by, they will wake up and attack you.



End

### Pull the Lever and Collect the Jewel



Push Up on the Control Pad to pull the lever. Afterward, drop down then walk left under the platform to pick up a green jewel. Remember how to work the levers—it comes in handy later.

### Fighting Guards



You're armed with a temporary sword at the start. Use the B Button to slash enemies.

### Collect Blue Gems



Pick up the gems to power your Family Ring. You can see the power before you use the ring.

### Collect Hearts

### Free the Boy



Slash at the ropes that bind the boy by pressing B. Don't worry, you won't hurt him.

### Use the Hook



Go right then down from the boy, then wait for the hook to take you to the ladder.

### Free the Girl



Climb the long ladder to reach the girl. Free her, then ride the hook back up to continue.

### Down Under



Push Down and Left on the Control Pad to crawl under the hole in the wall.

### Save Points



The strange, swirly cloud is a Save Point. Once you pass it, it will look like Sia.

### Freedom



Just rest and allow the Save Point to finish her restful hibernation for you to save.

### Shoot the Door



Use your magical ring's power by holding down the B Button to create a bridge.

### Emancipation



Release the floating platform, then walk to the right to free another enslaved girl.

### Barrel Blast



Slide back from the barrel, then use the ring's power to blow it up safely.

### The Lost Hostage



The last hostage is just to the left and up from the barrel. Free her.

### Rind Rescue



When you reach the tent, an automatic bird rescue sequence will start.

## The Village

You'll spend most of your time in the Village in a series of caves beneath the town. You'll do a bit of backtracking, too, but not

much. The bear guards are back, and there are many in the level. Sneak past them when you can.



### Sneak Past



The bear-like guards have very strong rolling attacks, so it's best to sneak past them.

### Over the Water



Before you climb up, hear all the way to the right, just past the water, to free the boy.

### On the Ledges



Climb up the windmill to the ledges, being careful to pick up all of this ring.

### Hop to the Boat and Ride Across



From the rightmost ledge, jump over to the boat. Try to land in the center of the boat—you may fall otherwise. Push Up on the Control Pad to ride the boat across the rocks.

### Free the Girl and Avoid Barrels



Sneak past the bear guards, jump past the well and walk over to the house. Free the girl, but be careful to avoid the barrels the kardman throws in your path.



### Jump Down a Well



Sneak back to the well, then push Down on the Control Pad to enter it.

### Go to the Left



Wait until the bucket drops near an opening on the left, then jump out of the bucket.

### Falling Stalactite



As you're sneaking past the bears, be careful—the stalactites will do a lot of damage.

### Cave Saves



Jump up to the small ledges to the left to reach a girl. Watch for the stalactite!

### Secret Treasure



Go up the second set of small ledges then walk through the wall to reach the treasure.

### Pull the Lever, Then Use the Platform



When you're fun from the room with the secret treasure, pull the lever by pressing Up on the Control Pad to move the gray platform over. Ride it to the top, then go back into the well.

### Crawl Under



Ride the bucket to the left, go right, then crawl under the crystal formation.

### Ride the Jade Sword



Head right to reclaim your sword. Practice using it on the shielded guards.

### Moving Boat



Go past the bear, then push Down on the Control Pad to look for the boat. Jump on it.

### Find the Boy



Jump up the rock ledges, then head left to the homage. Be careful near the stalactite.

### Ride the Water Up



Jump to the center of the waterpocket to ride it up and out of the underground area.

### Boy Trouble



Walk left from the waterpocket. Sneak past the bears, then jump up to the boy.

### The Jade Sword



Head right to reclaim your sword. Practice using it on the shielded guards.

## The City

Lady Sia hates human cities, but she must search the City for her Family Ring, which gives her great power. The City is very

straightforward, with most of Sia's adventures following a left-to-right pattern. You will also have to climb up a few times.



### Destroy Barrel of Hedgehogs



Use the Jade Sword to slice through the barrel of annoying hedgehogs to stop the steady flow of robots. Don't approach the hedgehogs too quickly—they're angry!

### Rot Attack



Time your blows carefully, or the rat creatures will run to you and hurt you a little.

### Tough Guys



Brown-armors will drop from above. Take out the shielded bear, then rescue the knight!

### Liberate the Knight



Jump up the ledges of the pink building, picking up rings as you go, then free the knight.

### Bee Very Afraid



The bee is very fast. Carefully approach it, then sweep it with the Jade Sword.

### Hidden Diamonds



Jump atop the lampposts to reach hidden green jewels.

### Drop an Anvil



Pull the lever to drop an anvil on the head of the well-armed fox.

### Avoid the Fish to Leap to Safety



The fish will knock you into the water, and our Lady Sia isn't a swimmer, so do your best to avoid them. Carefully jump from barrel to crate to barrel. Just past the water is a Saw Post.



### Pumpkin Bear Attack



Face your sword attacks so you can run away when the pumpkin appears. Take out the bear on the right.

### Get the Key and Jewels



Jump up the ledges to a key and a few other items. Leap to the left and walk on air to reach the green jewels.

### Bottle the Bears then Unlock the Lever



Quickly attack the bears before they use their magical attacks against you. Avoid the magic if you aren't quick enough. Pull the lever, then jump on the crate to get across the water.



### Free Two Hostages



Get past another bear (pumpkin trap to reach the knight). Take out a couple of rats to reach the girl.

### The Family Ring



Pluck the Family Ring from its perch. Watch, the power of your energy balls is much stronger.



Watch, the power of your energy balls is much stronger.

Watch, the power of your energy balls is much stronger.

Watch, the power of your energy balls is much stronger.

Watch, the power of your energy balls is much stronger.

# The T'soa Airport

Quite soon after you land at the T'soa Airport, you'll realize that it is much more dangerous than the other areas you've visited. You

must be careful in the airports—there are many places to fall and plenty of obstacles to avoid.



## First Level



Carefully move right, then down to reach the first lever. Pull it to stop the windmill!

## Second Level



Run past the windmill, then jump up to the second lever and pull it to stop another windmill.

## Third Level



Jump up and to the right of the second lever to locate the third lever you need to pull.



## Secret Heart



Continue to the right, but don't cross the bridge. Ride the wooden platform down to the heart!

## Take Flight



Jump right from the heart to free a prisoner, then ride the wind through the air to the other side.



## Bombs and Birds



Fly carefully, avoiding both the enemy birds and the bombs the small aircraft tries to drop on your head!

## Flip the Switch



After landing the bird on the path, go right then down to reach another lever. Pull it, then start climbing up.

## Reach the Top



Make your way up and slightly left to the top of the blimp, near the windsock. Fight the birds with the sword.

## Down the Blimp



Charge your Family Ring's magic by holding down B, then send it flying at the blimp.

## Switch Two Levers



Locate and pull both levers marked B on the map to turn off the laser so you can pass.

## Liberation



Jump right from the top lever to reach the boy in distress. Free him!

## Save the Girl



Run across the bridge, avoiding the bombs the kite rats throw at you, to save the girl!

## Windmill Lever



Head down and right from the top to pull the lever, then make your way left.



Fall through the pipe to reach the girl, then ride the balloons back to higher ground.



Take another flight to the right, once again avoiding bombs and birds.



Run between the beams when they pass, or step the lower area altogether.



Flip the top switch to ride up to the last area. Smash the blimp to stop its bombing.



Pull the switch to stop the blimp, then ride the beam to the top and hop on the bed.

# The Pelican

Fly over to the mice that come out on deck and use the B Button to knock them off the ship. After you've dropped a few mice, the Pelican will come out on deck. Fly over to him and press B to make him surrender. If your health gets low, there is a gold heart below the right side of the ship.



# The Peripheral Realms

After you defeat the Pelican, three new areas will open for you to enter in any order. We've chosen to tackle them as they're ordered on the map, but you


don't have to. We'll show you how to get through the Water Kingdom and the Fire Realm, but you'll have to check out the Air Kingdom yourself.



# The Water Kingdom

Lady Sia cannot swim, which makes the Water Kingdom quite a challenge. Be very careful when jumping across the water. If you

can't defeat Poseidon with the lives you have left at the end of the Water Kingdom, you'll have to do the area over again.



## Amp Gaps



The gaps are very wide, but Sora can make them. Jump at the last second to clear the gaps.

## Column Crisis



Abby says that mean two columns, just waiting for you to save her with your trusty sword.

## More Jewels



If you jump up to the highest column, you will see several more green jewels to take.

## Rocks Will Appear



Rocks will pop out of the water when you get close to the edge. Wait for them.

## Crabby Fire



The crate girl is a bit of power! Inge at you. Try to time your jumps to avoid their fire.

## Ship Shape?



Don't pass as you rat across the ship—it's crumbling to bits!

## Hostage Ho!



Get past the named ship to another hostage. Free him, then continue on.

## Whack the Bottom of the Column



Whack the bottom of the column with your sword to create a makeshift bridge.

## Shoot Shark



Shoot the shark from a distance so he doesn't harm you, then save the girl!

## Activate the Waterspouts



At the top of the second tall column is a switch shaped like a star. Pull it to trigger the waterspouts, which will help you get across to the ship.

## Ship Shape!



Don't pass as you rat across the ship—it's crumbling to bits!

## Hostage Ho!



Get past the named ship to another hostage. Free him, then continue on.



## Posidon MR

If you can hit Posidon's belt three times with your magic, he will join your side. Jump the waves, avoid his triton and charge your magic the second he raises his arms to defeat him.



## The Fire Realm

The Fire Realm is a bit tougher than the Water Kingdom. The spiny vines are tricky, the boardmen are fast and strong and there is lava everywhere you look. As always, look before you leap or Sia might get burned.



### Sinking Rocks



Jump quickly from stone to stone—many are floating, but they'll start to sink.

### Platform Rescue



Jump across the platforms to get another vector of the Throat Sweeper.

### Jump over Rock



If you ride the rock, it will crush you against the spiny vines. Jump over it instead.

### Sweep the Stalactite and Ride Across



Jump to the top of the rock formation, then smack the stalactite with your sword to make a rock raft. Ride the raft across the lava to the other side and watch out for lava spouts.

### Sweep the Vines then Run



Slice the roots with quick cuts from your sword, then run across the way before the rocks fall on your head and hurt you.

### Jump on the Floating Rock



Wait on the lava river until you see a rock floating toward you. Jump on the rock and ride it across the lava to a boardman and the unlucky girl he's guarding.

### Slide of Life



Run across the gap so that you slide down. If you jump, the vines will destroy you.

### Hard Rocks



Watch out for the crumbling platforms, which look like heaps of several rocks.

### Save the Soldier



A knight is on the platform near the end of the level. Save him.

### Lava Fountain



Jump to the platform as the lava spits up so you will cross the platform in between its spurts.

## Sia Later

The boss at the end of the Fire Realm is very much like the boss at the end of the Water Kingdom. If you don't manage to defeat him, you'll have to play the entire area over again. Beyond the Fire Realm

and the Air Kingdom, Lady Sia will find more beastly enemies, potential allies and plenty of danger. Pick up Lady Sia to learn more about the strong, sass princess's adventures.

## ONLINE CONTESTS

80 Days! 80 Chances to Win! Starting September 21, you'll have a chance to win a Game Boy Advance — Day-In and Day-Out for 80 days! Visit our pals at Sports Illustrated for Kids ([www.sikids.com](http://www.sikids.com)) and look for the NCrew online game. Play the game, join the NCrew and enter to win. It's fun and it's FREE!



## TIPS AND DOWNLOADS

In Mario Kart Super Circuit, arming you enemy? Take a spin through the NCrew site for free tips, tricks, and cheats for all the hottest games, while you're online, check out the latest downloads, game clips and screenshots to keep your desktop up to date.



WE GOT GAME  
WHERE'S YOURS?

NCrew memberships: It's the fastest route to all the latest news, contests and game tips. And best of all, it's free! So log on to NCrew today and get in the game.

WAL-MART  
Always



[www.ncrew.com](http://www.ncrew.com)

TM and the NCrew logo are trademarks of Nintendo. All other trademarks are the property of their respective owners.

# Pokécenter

## Toon In

This month we've got a couple of quick hits of Pokémon news and info, including a Pikapumpkin just in time for Halloween. We're always excited to hear from Pokéfans who create cool, customized

Pokémon stuff. Send your pics to the Pokécenter at Nintendo Power, P.O. Box 97082, Redmond, WA 98073. Who knows? Maybe your work will appear in the Pokécenter!

The next wave of all-new Pokémon cartoon adventures is on the Kids' WB! The Pokémon pictured are just some of the creatures featured on the show this season. Will Ash become one of the Johto League Champions? Tune in to your local Kids' WB! every Saturday to find out. Check out [www.kidswb.com](http://www.kidswb.com) for your area's viewing schedule.



Parasect



Alomomola



Granbull



Hitmonlee



Moundoo



Chris Gomez won first place in his school's Halloween contest with his Pikachu pumpkin. Now that we think about it, you could probably fashion lots of different Pokémon out of pumpkins and paint.



Ariados



Pichu



Skiploom

# Pokéchat

Hey you, Pokéfani! Does Pokémon Yellow have you feeling blue? Is Pokémon Gold or Silver making you see red? Snap out of it and send us your puzzlers. We're up to the challenge!

**Q:** Can I battle Red more than once in Gold, Silver and Crystal?

**A:** You sure can! To make Red appear again, simply challenge and beat the Elite Four and Lance, then head back to Silver Cave to take on Red.

**Q:** Where is Tyranitar hiding? I can't find one anywhere!

**A:** You can't catch Tyranitar in Gold, Silver or Crystal—you have to catch one of its lower evolutions, then raise it into a Tyranitar. In Gold and Silver, catch a Larvitar in the Silver Cave, then raise it into Pupitar and, finally, into Tyranitar when it hits Level 55. In Crystal, check the Silver Cave for Larvitar and Pupitar. There aren't many Larvitar and Pupitar hanging around the Silver Cave no matter which version you're playing, so you'll have to be patient.



**Q:** Where is HM 05, Flash, in Gold, Silver and Crystal?

**A:** Head over to Sprout Tower, which is conveniently located in Violet City. Battle your way past the Bellspout-loving sages inside the tower, then take on the Elder. If you defeat him, he will present you with HM 05, Flash.

**Q:** Is there a TM for Mean Look?

**A:** No, there isn't. Geimer learns the move as an Egg Move (its father has to know it to pass it on) and Zubat, Golbat, Crobat, Gasty, Haunter, Gengar, Smoochum, Jynx, Unbreton, Murrow and Medreos all learn the move by leveling up.

**Q:** Where are Mareep, Flaaffy and Ampharos in Crystal?

**A:** Mareep, Flaaffy and Ampharos aren't in Crystal at all. If you've gotten to the creatures and want to harness the electric herd's power in Crystal, you'll have to make them over from Gold or Silver.

**Q:** I went to the Battle Tower in Crystal, but I could battle teams up to only Level 40! I thought the Battle Tower went up to Level 100! What's going on here?

**A:** After you defeat the Elite Four, Level-50 through Level-100 rooms will open. Until then, you'll have to make do with the four rooms that are open.

**Q:** When does the Move Tutor appear in Crystal?

**A:** He appears outside the Goldenrod Game Corner after you defeat the Elite Four in our Player's Guides and in previous issues of Nintendo Power, we've given you conflicting info. We're sad after the Elite Four and also after you defeat Red, which must have been confusing for you. Sorry about that!

**Q:** Where is Wobbuffet in Gold, Silver and Crystal?

**A:** No matter which version you're playing, you'll find Wobbuffet in the Dark Cave. Try entering the cave from Blackhorn City. You shouldn't have to go in very far—stick around the entrance until a Wobbuffet attacks you.



**Q:** Why do Pokémon players in Japan get to catch Mew and Celebi in their games, but we don't have the same opportunity? That's so unfair!

**A:** Mew has never been "catchable" in any country's version of Pokémon. Rumor has it that players of the Japanese versions of Pokémon Red, Blue and Yellow received Mew after they caught the other 150 Pokémon, but that's simply not true. And players in Japan who have only a Game Boy Color and the Pokémon Crystal Game Pak can't catch Celebi, either. They need to own the Mobile Adapter GB, and they have to wait for special events to catch Celebi. So, it's not quite as unfair as it might seem at first. By making those Pokémon rare, Creators, GAME FREAK and Nintendo have also made them very special. And if they weren't so rare, you probably wouldn't want them so badly, anyway!



# Pokémon University



Welcome to Pokémon University! Professor Elm and Professor Oak are two of the most respected Pokémon authorities in the Pokémon World, and they're teaming up to answer all of your Pokémon questions.

Which of my own Pokémon can I use in Pokémon Stadium 2's minigames?

You can use quite a few, actually. Any Pokémon starting in a minigame will be pulled off your Pokémon game first—that means Golbat for Gutsy Golbat, Hitmonlee for Topsy-Turvy, Scyther or Purrloin for Clear-Cut Challenge, Furret for Furret's Frolic, Mr. Mime for Barrier Ball, Pichu for Pichu's Power Plant, Donphan for Rampage Rollout, Iggybuff or Cleffa for Streaming Scampede, Togepi for Tumbling Togepe, Delibird for Delibird's Delivery, Chansey for Egg Emergency and Eevee for Eager Eevee. The Pokémon in your party are looked at first, then each box is searched from lowest to highest to find eligible Pokémon. So if you have both Cleffa and Iggybuff and Cleffa is in Box 1 and Iggybuff is in Box 10, you'll play Streaming Scampede with Cleffa. If you want to use Iggybuff, move it to your party or switch it with Cleffa. You can also play some minigames with Pokémon that are not starting in the minigame, but only if the star or stars of the minigame are not present on the Game Pak you're using. You can use Scizor in Clear-Cut Challenge, Gengar in Furret's Frolic, Pichu from Pokémon Yellow (if it's never been traded and still on the Yellow Game Pak) in Pichu's Power Plant and Omanyte in Tumbling Togepe.



Make sure that you trade away the minigame star to clear the way for the alternate Pokémon to play in the minigame.

You don't get an advantage in minigames by using your own Pokémon, but it is kind of fun to see them in action!

How do I pass the Skill Test in the Gym Leader Class of Earl's Pokémon Academy?

In this part of Pokémon Stadium 2, you need to take down the opposing teams with the right Pokémon for the job. Sure, you could beat up other teams with many combinations of Pokémon, but you have to pick the right teams to earn your medal.

**Battle 1:** Choose Pokémon that know two attacks that create status abnormalities, like Attract and Confuse Ray. Double up on the moves to keep your opponents from attacking. Select Lanturn, Gastly and Raschu to take down the other team.

**Battle 2:** Your three Pokémon should use items that complement their attacks. Primeape, Polwhirl and Politoed fit the bill.

**Battle 3:** Select three creatures that have attack types that match their Pokémon types, because the power of those moves is multiplied by 1.5. It is known as Same Type Attack Bonus. Mareep, Wooper and Spinarak all qualify for the bonus.

**Battle 4:** Your opponent uses only two moves: Fly and Dig. Choose Pokémon that have moves that can hit your opponent's Pokémon when they are in the air or underground. Seadra, Magneon and Aerodactyl have moves that can do the job.

**Battle 5:** In the final battle in the Gym Leader Class, your opponent uses Light Screen to reduce the power of any Special Attacks used against his team. Attacks that draw on a Pokémon's Attack stat won't be affected by Light Screen. Soryu, Mr. Mime and Jynx have the right moves for your team.



Choose your team wisely! It's not enough to win the battles—you have to win the battles with the correct Pokémon to advance.



You can double up moves to keep opposing Pokémon from attacking you. Raschu's curbs of Attract and Sweet Kiss is just one of many.

# Colosseum

The Colosseum is the place where Pokémon Trainers gather to show off their Pokémon teams. It's also a place to learn more about training and battling Pokémon teams.

Gregory Egging of Long Island, New York, is a dedicated Pokémon player who goes by the screen name Arma in the online Pokémon community. A lot of very serious Pokémon study takes place online, and Gregory's team proves it. Gregory obviously thinks very carefully about each Pokémon and its strengths and weaknesses before he puts together a move set for it. He uses teams that are very different from those used by most of the teams we see.

### Ampharos

Item	Quick Claw
Thunderbolt	Fire Punch
Hidden Power	Reflect

### Dragonite

Item	Leftovers
Fire Blast	Safeguard
Haze	Double-Edge

### Miltank

Item	Leftovers
Body Slam	Psych Up
Milk Drink	Heal Bell

### Rhydon

Item	Quick Claw
Earthquake	Substitute
Rock Slide	Flare

### Suicune

Item	Leftovers
Return	Curse
Mirror Coat	Rest

### Muk

Item	Mint Berry
Sludge Bomb	Curse
Hidden Power	Rest

Gregory's Suicune and Muk use Curse to raise their Attack and Defense stats. Once Curse has raised its Attack as high as it can go, Suicune uses Return, which is powered by Suicune's Attack stat and devotion to Gregory, to deal a ton of damage. Gregory then uses Mirror Coat, which allows Suicune to bounce back double the power of the Special Attacks opponents will probably use against Suicune, since they won't try to get through its Defense. "Arma" is especially fond of his Muk, which he calls "ArmaK." A Curse-boosted Muk has some checks in its armor—most notably a big, bad Psychic or the dreaded Haze. It can also blast through many Pokémon with a Curse-ed, type-matched Sludge Bomb. Muk's Hidden Power of Ground bats cleanup for Sludge Bomb. Gregory uses his Pokémon as a team, not just as individuals. Dragonite's Safeguard works for five turns, even if Dragonite is switched out. Likewise, Miltank's Heal Bell can undo any status changes that might have affected the team before Safeguard took effect. Teamwork is always a good idea. That's why it confuses the Pokémon center when Trainers send in teams with attacks that clash. For example, we often see teams that feature Sunny Day and several Pokémon that have Water-type attacks that Sunny Day will affect adversely.



Gregory's Ampharos was bred to raise Hidden Power with its base power of 33. Hidden Power and Reflect give Ampharos the upper hand against Ground-types. Gregory uses the Ampharos as bait to get opposing Trainers to use their Ground-types against it, then he surprises them with this move.



Rhydon's Rock Slide backs up Earthquake, which deals plenty of damage to many Pokémon types but won't touch a Flying-type Pokémon. Flare is a one-hit KO move that Gregory reserves for tough Pokémon, such as those that use Curse in the same way that this team Pokémon.



# SCARE UP SOME FUN IN NEW ORLEANS!



Fill your tank with frightful fun on a spine-tingling tour of the haunted houses of New Orleans!

## Grand Prize

One grand prize winner will receive a trip to New Orleans for a special ghost tour of the city's neighborhoods. In your own haunted house with a new Nintendo GameCube and a Luigi's Mansion Game Disc. Don't be scared—we'll also throw in a glow-in-the-dark Luigi's Mansion T-shirt and a ghost-stunning flashlight!



## Second Prize

Five winners will scare themselves silly with a Luigi's Mansion Game Disc, a glow-in-the-dark T-shirt and a special flashlight that also glows in the dark!



## Third Prize

50 winners will soak up cold sweat with glow-in-the-light Nintendo Power T-shirts.



## ENTER TO WIN!

### YOUR VOTE COUNTS

YOU CAN'T WIN IF YOU DON'T SEND IT IN!

FILL OUT THE CARD AND SEND IT IN WE'LL TALLY YOUR VOTE FOR THE POWER CHAIRS AND ENTER YOU IN THE CONTEST!

#### Official Sweepstakes Rules

NO PURCHASE NECESSARY. PURCHASE WILL BE REQUIRED TO ENTER. SWEEPSTAKES RUNS FROM 11:59 AM EST ON OCTOBER 1, 2003 TO 11:59 PM EST ON OCTOBER 31, 2003. SWEEPSTAKES ENDS AT 11:59 PM EST ON OCTOBER 31, 2003. GRAND PRIZE TRIP TO NEW ORLEANS FOR A SPECIAL GHOST TOUR OF THE CITY'S NEIGHBORHOODS, IN YOUR OWN HAUNTED HOUSE WITH A NEW NINTENDO GAMECUBE AND A LUIGI'S MANSION GAME DISC, A GLOW-IN-THE-DARK LUIGI'S MANSION T-SHIRT AND A GHOST-STUNNING FLASHLIGHT. GRAND PRIZE TRIP TO NEW ORLEANS FOR A SPECIAL GHOST TOUR OF THE CITY'S NEIGHBORHOODS, IN YOUR OWN HAUNTED HOUSE WITH A NEW NINTENDO GAMECUBE AND A LUIGI'S MANSION GAME DISC, A GLOW-IN-THE-DARK LUIGI'S MANSION T-SHIRT AND A GHOST-STUNNING FLASHLIGHT.

ENTRANCE PERIOD: FROM 11:59 AM EST ON OCTOBER 1, 2003 TO 11:59 PM EST ON OCTOBER 31, 2003. SWEEPSTAKES ENDS AT 11:59 PM EST ON OCTOBER 31, 2003.

SWEEPSTAKES WILL BE CONDUCTED BY NINTENDO OF AMERICA, INC. (NINTENDO), 14751 N. MILPITAS AVENUE, SANTA CLARA, CA 95050. SWEEPSTAKES WILL BE CONDUCTED IN ACCORDANCE WITH THE RULES OF THE SWEEPSTAKES. GRAND PRIZE TRIP TO NEW ORLEANS FOR A SPECIAL GHOST TOUR OF THE CITY'S NEIGHBORHOODS, IN YOUR OWN HAUNTED HOUSE WITH A NEW NINTENDO GAMECUBE AND A LUIGI'S MANSION GAME DISC, A GLOW-IN-THE-DARK LUIGI'S MANSION T-SHIRT AND A GHOST-STUNNING FLASHLIGHT. GRAND PRIZE TRIP TO NEW ORLEANS FOR A SPECIAL GHOST TOUR OF THE CITY'S NEIGHBORHOODS, IN YOUR OWN HAUNTED HOUSE WITH A NEW NINTENDO GAMECUBE AND A LUIGI'S MANSION GAME DISC, A GLOW-IN-THE-DARK LUIGI'S MANSION T-SHIRT AND A GHOST-STUNNING FLASHLIGHT.

SWEEPSTAKES WILL BE CONDUCTED BY NINTENDO OF AMERICA, INC. (NINTENDO), 14751 N. MILPITAS AVENUE, SANTA CLARA, CA 95050. SWEEPSTAKES WILL BE CONDUCTED IN ACCORDANCE WITH THE RULES OF THE SWEEPSTAKES. GRAND PRIZE TRIP TO NEW ORLEANS FOR A SPECIAL GHOST TOUR OF THE CITY'S NEIGHBORHOODS, IN YOUR OWN HAUNTED HOUSE WITH A NEW NINTENDO GAMECUBE AND A LUIGI'S MANSION GAME DISC, A GLOW-IN-THE-DARK LUIGI'S MANSION T-SHIRT AND A GHOST-STUNNING FLASHLIGHT. GRAND PRIZE TRIP TO NEW ORLEANS FOR A SPECIAL GHOST TOUR OF THE CITY'S NEIGHBORHOODS, IN YOUR OWN HAUNTED HOUSE WITH A NEW NINTENDO GAMECUBE AND A LUIGI'S MANSION GAME DISC, A GLOW-IN-THE-DARK LUIGI'S MANSION T-SHIRT AND A GHOST-STUNNING FLASHLIGHT.

SWEEPSTAKES WILL BE CONDUCTED BY NINTENDO OF AMERICA, INC. (NINTENDO), 14751 N. MILPITAS AVENUE, SANTA CLARA, CA 95050. SWEEPSTAKES WILL BE CONDUCTED IN ACCORDANCE WITH THE RULES OF THE SWEEPSTAKES. GRAND PRIZE TRIP TO NEW ORLEANS FOR A SPECIAL GHOST TOUR OF THE CITY'S NEIGHBORHOODS, IN YOUR OWN HAUNTED HOUSE WITH A NEW NINTENDO GAMECUBE AND A LUIGI'S MANSION GAME DISC, A GLOW-IN-THE-DARK LUIGI'S MANSION T-SHIRT AND A GHOST-STUNNING FLASHLIGHT. GRAND PRIZE TRIP TO NEW ORLEANS FOR A SPECIAL GHOST TOUR OF THE CITY'S NEIGHBORHOODS, IN YOUR OWN HAUNTED HOUSE WITH A NEW NINTENDO GAMECUBE AND A LUIGI'S MANSION GAME DISC, A GLOW-IN-THE-DARK LUIGI'S MANSION T-SHIRT AND A GHOST-STUNNING FLASHLIGHT.

SWEEPSTAKES WILL BE CONDUCTED BY NINTENDO OF AMERICA, INC. (NINTENDO), 14751 N. MILPITAS AVENUE, SANTA CLARA, CA 95050. SWEEPSTAKES WILL BE CONDUCTED IN ACCORDANCE WITH THE RULES OF THE SWEEPSTAKES. GRAND PRIZE TRIP TO NEW ORLEANS FOR A SPECIAL GHOST TOUR OF THE CITY'S NEIGHBORHOODS, IN YOUR OWN HAUNTED HOUSE WITH A NEW NINTENDO GAMECUBE AND A LUIGI'S MANSION GAME DISC, A GLOW-IN-THE-DARK LUIGI'S MANSION T-SHIRT AND A GHOST-STUNNING FLASHLIGHT. GRAND PRIZE TRIP TO NEW ORLEANS FOR A SPECIAL GHOST TOUR OF THE CITY'S NEIGHBORHOODS, IN YOUR OWN HAUNTED HOUSE WITH A NEW NINTENDO GAMECUBE AND A LUIGI'S MANSION GAME DISC, A GLOW-IN-THE-DARK LUIGI'S MANSION T-SHIRT AND A GHOST-STUNNING FLASHLIGHT.

SWEEPSTAKES WILL BE CONDUCTED BY NINTENDO OF AMERICA, INC. (NINTENDO), 14751 N. MILPITAS AVENUE, SANTA CLARA, CA 95050. SWEEPSTAKES WILL BE CONDUCTED IN ACCORDANCE WITH THE RULES OF THE SWEEPSTAKES. GRAND PRIZE TRIP TO NEW ORLEANS FOR A SPECIAL GHOST TOUR OF THE CITY'S NEIGHBORHOODS, IN YOUR OWN HAUNTED HOUSE WITH A NEW NINTENDO GAMECUBE AND A LUIGI'S MANSION GAME DISC, A GLOW-IN-THE-DARK LUIGI'S MANSION T-SHIRT AND A GHOST-STUNNING FLASHLIGHT. GRAND PRIZE TRIP TO NEW ORLEANS FOR A SPECIAL GHOST TOUR OF THE CITY'S NEIGHBORHOODS, IN YOUR OWN HAUNTED HOUSE WITH A NEW NINTENDO GAMECUBE AND A LUIGI'S MANSION GAME DISC, A GLOW-IN-THE-DARK LUIGI'S MANSION T-SHIRT AND A GHOST-STUNNING FLASHLIGHT.

**VOLUME 149 PLAYER'S POLL CONTEST**  
**FILL THIS OUT TO ENTER!**

MBR# 

									-		
--	--	--	--	--	--	--	--	--	---	--	--

 Y

(Located above your name on the mailing label)

Birth Date 

--	--	--	--	--	--	--	--

Check this box to authorize Nintendo to use your e-mail address.

e-mail address \_\_\_\_\_

A. How old are you?

1. Under 6   2. 6-11   3. 12-14   4. 15-17   5. 18-24   6. 25 or older

B. Sex

1. Male   2. Female

C. Of the following Nintendo characters, which is your favorite?

1. Mario   2. Link   3. Princess Peach  
4. Pikachu   5. Samus   6. Fox McCloud  
7. Kirby   8. Yoshi   9. Wario  
10. Luigi   11. Zelda   12. Donkey Kong

D. Would you like to see several ongoing comics every month in Nintendo Power?

1. Yes, I'd like to see several comics  
2. I'd rather see one comic  
3. No, I don't want to see any comics

E. How many GBA, N64 or GBC games do you rent each month?

1. None   2. One   3. Two   4. Three to five   5. More than five

F. Do you ever rent game consoles?

1. Yes   2. No

G. What do you do with your Nintendo Power back issues?

1. I keep them all for reference  
2. I give them to friends to read  
3. I keep the ones I can use  
4. I discard them when I've finished reading them

H. Do you subscribe to other gaming magazines?

1. Yes   2. No

I. Do you buy other gaming magazines from the newsstand?

1. Yes   2. No

Name \_\_\_\_\_

Address \_\_\_\_\_

City \_\_\_\_\_ State/Prov. \_\_\_\_\_ Zip/Postal Code \_\_\_\_\_

Telephone No. \_\_\_\_\_

If you are under 13 years of age, you need your parent or guardian's permission to enter the contest. Please have your parent or guardian sign on the line below.

**Back Issue/Player's Guide Order Form**

Catch up on the classics! Order from among the Nintendo Power issues listed on the back of this form. The prices shown include the cost of shipping and handling.

Name \_\_\_\_\_

Address \_\_\_\_\_

City \_\_\_\_\_ State/Prov. \_\_\_\_\_ Zip/Postal Code \_\_\_\_\_

( ) \_\_\_\_\_

Telephone No. \_\_\_\_\_ Membership No. \_\_\_\_\_

Please check method of payment:

Check or Money Order    MasterCard    Visa  
(Payable to Nintendo)

Credit Card Number \_\_\_\_\_ Expiration Date \_\_\_\_\_

( ) \_\_\_\_\_

Cardholder's Signature \_\_\_\_\_ Telephone No. \_\_\_\_\_

Cardholder's Name \_\_\_\_\_

**Don't Miss Out!**

Back issues of Nintendo Power and Official Nintendo Player's Guides have all the gaming information and strategies that you won't want to miss, and it's all straight from the source.



**Nintendo Power Magazine**  
**P.O. Box 97032**  
**Redmond, WA 98073-9732**



Place  
First Class  
Stamp  
Here

# Nintendo Power

P.O. BOX 97062  
Redmond, WA 98073-9762



Quantity (Limit 5 of each issue)	U.S. Price	Canadian Price	Total Amount	Player's Guides					
#43635	Volume 148 (Sep. '01)	\$5.50	\$7.00	\$	#45557	Nintendo Power Advance v.2	\$16.95	\$19.95	\$
#43634	Volume 147 (Aug. '01)	\$5.50	\$7.00	\$	#44680	Nintendo Power Advance v.1	\$16.95	\$19.95	\$
#43633	Volume 146 (Jul. '01)	\$5.50	\$7.00	\$	#45473	Pokémon: Crystal	\$16.95	\$19.95	\$
#43632	Volume 145 (Jun. '01)	\$5.50	\$7.00	\$	#44621	Zelda: Oracle of Seasons and Oracle of Ages	\$16.95	\$19.95	\$
#43631	Volume 144 (May '01)	\$5.50	\$7.00	\$	#44420	Pokémon Stadium 2	\$16.95	\$19.95	\$
#43630	Volume 143 (Apr. '01)	\$5.50	\$7.00	\$	#43475	Paper Mario	\$16.95	\$19.95	\$
#43629	Volume 142 (Mar. '01)	\$5.50	\$7.00	\$	#44242	Pokémon: Gold and Silver Complete Pokédex	\$16.95	\$19.95	\$
#43628	Volume 141 (Feb. '01)	\$5.50	\$7.00	\$	#42939	Banjo-Tooie	\$16.95	\$19.95	\$
#43627	Volume 140 (Jan. '01)	\$5.50	\$7.00	\$	#42941	Zelda: Majora's Mask	\$16.95	\$19.95	\$
#41140	Volume 139 (Dec. '00)	\$5.50	\$7.00	\$	#42940	Pokémon: Gold and Silver	\$16.95	\$19.95	\$
#41139	Volume 137 (Oct. '00)	\$5.50	\$7.00	\$	#41762	Pokémon Trading Card Game for Game Boy	\$16.95	\$19.95	\$
#41137	Volume 136 (Sep. '00)	\$5.50	\$7.00	\$	#40239	Pokémon Stadium	\$16.95	\$19.95	\$
#41136	Volume 135 (Aug. '00)	\$5.50	\$7.00	\$	#40240	Donkey Kong 64	\$16.95	\$19.95	\$
#41135	Volume 134 (Jul. '00)	\$5.50	\$7.00	\$	#40161	Pokémon Special Edition	\$16.95	\$19.95	\$
#41134	Volume 133 (Jun. '00)	\$5.50	\$7.00	\$	#40056	Pokémon Snap	\$13.00	\$17.50	\$
#41133	Volume 132 (May '00)	\$5.50	\$7.00	\$	#38735	Zelda: Ocarina of Time	\$13.00	\$17.50	\$
#41132	Volume 131 (Apr. '00)	\$5.50	\$7.00	\$	#38576	Pokémon: Red & Blue	\$13.00	\$17.50	\$
#41131	Volume 130 (Mar. '00)	\$5.50	\$7.00	\$	#36304	GoldenEye 007	\$13.00	\$17.50	\$
#41130	Volume 129 (Feb. '00)	\$5.50	\$7.00	\$	#36576	Mario Kart 64	\$11.00	\$14.50	\$
#41129	Volume 128 (Jan. '00)	\$5.50	\$7.00	\$	#34484	Super Mario 64	\$13.00	\$17.50	\$
#38750	Volume 126 (Nov. '99)	\$5.50	\$7.00	\$	#27645	Zelda: Link's Awakening	\$13.00	\$17.50	\$
#38749	Volume 125 (Oct. '99)	\$5.50	\$7.00	\$	#25013	Zelda: A Link to the Past	\$18.00	\$25.50	\$
#38748	Volume 124 (Sep. '99)	\$5.50	\$7.00	\$					
#43979	Set (Vol. 116-121)	\$24.00	\$26.00	\$					
#43978	Set (Vol. 110-115)	\$24.00	\$26.00	\$					
#43977	Set (Vol. 104-109)	\$24.00	\$26.00	\$					
#42943	Set (Vol. 92-97)	\$24.00	\$26.00	\$					
#42942	Set (Vol. 86-91)	\$24.00	\$26.00	\$					
#35514	Set (Vol. 80-85)	\$24.00	\$26.00	\$					

Washington State residents add 8.8% sales tax (multiply subtotal by 1.088). Offer valid while supplies last! Allow four to six weeks for delivery. Enclose this card along with your payment or credit card information in a stamped envelope and mail to this address.

Nintendo Power Magazine P.O. Box 97032 Redmond, WA 98073-9732

Note: Issues and sets not on this list are either sold out or available in very limited quantities. Prices include shipping and handling. Prices subject to change without notice.

Subtotal	\$
Sales Tax	\$
Total	\$

MARVEL

Activision's new GBA superhero scuffler offers true believers a pocketful of arachnid action.

# SPIDER-MAN®

MYSTERIO'S  
MENACE™

Hammerhead delivers a message in hot lead: Spidey will sleep with the

FISHES!

## WEB SERVER

Activision and Vivacious Visions have put the world's favorite web-slinger into a less than friendly neighborhood—a metropolis menaced by malevolent miscreants. Swing, crawl, climb, leap and fight your way through the thug-laden streets of New York to unravel the mystery of a building crime wave. Want to know who's behind it all? Here's a hint: Read the subtitle.

© 2001 Activision, Inc. Spider-Man and all other characters, names and likenesses TM & © 2001 Marvel Characters, Inc. All Rights Reserved.

## Crawling into Combat

Spider-Man's special powers afford you an extensive arsenal of moves and attacks. You'll need to master the basic controls to complete any of the levels.

### Sticky Fingers



Spider-Man can cling to virtually any surface in the game—all you need to do is jump onto the surface. You can also crouch down to begin crawling. Use the Right or Left on the Control Pad to move.

### Swing Sets



Swinging is the fastest way to move around, but it will quickly use up your webbing. It's best to swing only when your destination is beyond leaping range. Jump into the air then press R to start swinging.

### Freestyle Wrapping



Many enemies are positioned so they'll have the advantage when you land next to them on a platform. Press R while crawling or swinging to fire a web shot, so it'll be there long enough for you to land a punch.

### Silly Shield



Press the L and R Buttons at the same time to open a Web Shield that protects you from attacks. You won't be able to move while the shields up, so it really just delays inevitable confrontations.

### Fast Fists



You'll probably end up using punches to defeat most enemies. But you won't always do it while you're swinging, right? You can also punch while you're clinging to a wall or ceiling. Press B to punch.

### Drop Kicking



If you're in the air when you hit the B Button, you'll execute a kick rather than a punch. Kicks are particularly effective against enemies who hurl projectiles. You can both jump over the projectile and land a blow.

### Making Hay



Press B while holding Up on the Control Pad to deliver a brutal uppercut punch. It takes a while to wind up, so you may want to wrap up enemies in webbing before you attempt the move.

### Hit and Spin



Try to punctuate your punches with a powerful roundhouse kick. You can execute the attack by pressing Up on the Control Pad during a kick. Like the uppercut, the roundhouse is slow but powerful.

## Secret Power-ups



The shortest route isn't always the best route. Many useful power-ups—like special suits that give you extra street gifts—are tucked away in remote corners of the levels.



## Dangerous Directions

You'll need to visit every map area to complete the game, but you don't have to visit them in any particular order. When you start the game, you can choose one of three missions.

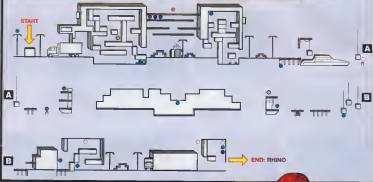


Once day in the Big Apple will turn rotten when New York's criminals go on a rampage. Select the mission you want to play on the map. When you complete any of the three open missions, a new area will open on the map. Complete six missions to open the final area on the map.




## PIER 54

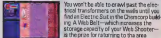
Once you get the hang of crawling along walls and ceilings, it won't be tough to navigate the pier's maze of boxes and docks. Timing your swings over the water will be the biggest challenge in the mission.



### Map Key



### Avoid the Voltage



You won't be able to crawl past the electrical transformers on the walls until you find an Electric Suit in the ChiroCorp building. A Web Ball—which increases the storage capacity of your Web Shooter—is the prize for returning to the area.

### Throngs of Thugs



There are two kinds of thugs on the pier—weak, projectile-throwing guards and bulky strongmen who can take a lot of damage. Use your webbing to make them temporary helpers.

### RHINO



The Rhino has a simple attack—but if just enough of you will be slow and easy to hit. Position yourself on the ceiling, then time your jump so you're in the air when Rhino lets the wall. When he's webbing a floor he lets the wall, then punch his wall he'll focus himself.

## DOWNTOWN

Hammerhead's henchmen have taken control of the Downtown streets. Fight your way to Hammerhead's lair so you can question the mishap on mobster about the crime wave.



### Rat-a-Tat Rats



The big rats from the pair are also Downtown, but you should be more worried about the gun-toting wise guys. Fry webs at them while they're off-stream to tie them up before they can shoot you.

### HAMMERHEAD



Hammerhead is like a tougher version of his trigger-happy henchman—try to wrap him in webs before he fires his gun. Don't let him onto his weapons free. Try to break him off quickly because he'll continue to call in extra help from his thugs.

## NIGHTCLUB

Follow Hammerhead's trail to his hideout—a nightclub where his henchmen are holding five bar goers. Search the building until you rescue all the hostages, then confront the boss again.



### All Tied Up



The hostage locations are shown as black dots on the maps. You'll need to touch them to set them free.

### Lotsa Lead



Gunmen abound in the nightclub, so it's a good strategy to shoot webs in front of you as you run. Don't overdo it, however, or you'll run out of fluid.



## EMPIRE METALS

The Empire Metals steel mill is the most dangerous and difficult of the three open areas on the map. Remember to crawl while you are over molten metal to minimize the chances of falling to your doom.



### Industrial Accidents



Don't assume you'll land on solid ground when you drop from the ceilings. The real fun starts on the factory floor, and your turn is finally. Greases can inflict damage, but they are easily avoided.

### Foundry Foes



Ninjas are both faster and tougher than other enemies you'll face. Hit them with webbing quickly—you can't take them from their drooping state. Shoot webs at mounted guns to destroy them.

### BIG WHEEL



Climb to the ceiling three times and the mounted guns before you begin to fight any Ninjas. If you don't destroy them, the game will cheat you during the battle. Stay near the center of the wheel and keep punching to defeat the bees.

## STICK WITH IT!

There are three more levels and a slew of secret items to find in the game—including the cool *Symbiote Suit*, which gives you unlimited webbing. Check out [nintendopower.com](http://nintendopower.com) for a movie that shows you how to reach the useful duds. Remember that you haven't really beaten the game until you've played Super Hero Mode, so keep at it until your Spidey Sense stops tingling.

nintendopower.com

# SEARCH! CREATE! DESTROY!



Now, the year's biggest movie comes to the year's smallest console. Introducing THREE exciting new Jurassic Park III games for the Game Boy Advance.



Search for missing dinosaur DNA and create new dinosaurs.

- 2 fun gameplay modes combining intense action and puzzle shooting
- Use dinosaur abilities to find new levels and uncover secrets
- Over 12 levels and 33 species of dinosaurs

JULY 2001



Create and manage your own personalized Jurassic Park.

- Lead 340 species of dinosaurs to establish to your customized Jurassic Park
- Trade DNA with your friends to complete your dinosaur collection
- Restore everything from the wilderness prior to the crisis

SEPTEMBER 2001



Betrayal traps and barricades and run from dinosaurs to escape from Jurassic Park Island.

- Customized 8 species of dinosaurs with unique AI and abilities
- Find, use and combine over 25 weapons and items to help you survive
- Fast-paced action with a pack of hungry raptors on your tail

NOVEMBER 2001

GAME BOY ADVANCE



© 2001 Nintendo. All rights reserved. The Jurassic Park logo is a trademark of the Universal Studios. All other trademarks and registered trademarks are the property of their respective owners. All other trademarks are the property of their respective owners. All other trademarks are the property of their respective owners.

All rights reserved. The Jurassic Park logo is a trademark of the Universal Studios. All other trademarks and registered trademarks are the property of their respective owners.





# Disney's ATLANTIS THE LOST EMPIRE




Journey 20,000 leagues beneath the sea with brave and brainy Milo James Thatch as he tries to find and, ultimately, save the legendary lost city of Atlantis.

## Brave the Waves

Enemies are scarce in Disney's Atlantis: The Lost Empire, which is based on the animated film and published by THQ. Rather than fighting bad guys, the game primarily challenges you to leap through platform-based levels while gathering useful items and avoiding hazards. Be aware that you can hold only one item at a time.



Disney. Developed by 343 Games for Wii. Game and title logo are trademarks of 343 Games Inc. Published by THQ Inc. (Nintendo Wii). ©Disney. All rights reserved. All other trademarks are the property of their respective owners.

-  **Dynamite**  
Using dynamite to eliminate sea-monks of Milo is critical and simple. After a successful combat trial.
-  **Wrench**  
It takes enemies and it opens switches by throwing wrenches.
-  **Boomerang**  
Boomerangs are also handy for getting out enemies.
-  **Drill**  
Imagative caves beneath you by drilling down weak floors in some levels.
-  **Health**  
Hearts restore your health, which the blue bar at the top of the screen shows.
-  **Invisibility**  
The heart that is in the blue bar, a gift of the sea, will make you temporarily invisible.
-  **Goggles**  
The goggles appear as goggles from the Disney's Atlantis: The Lost Empire. It is used to see underwater with Atlantis.

## The Choice Is Yours

Besides tools and weapons, the game is packed with items. Try to gather all the Blue Crystals and Bonus Letters to increase the challenge. Crystals are usually easy to spot, but some levels will have a few that are tough to acquire. Bonus Letters are hidden in some levels.

### Crystals



You can play without collecting crystals. Collecting every crystal in the entire game, however, will unlock an additional feature in the Post-Game menu. The number of the start of each level tells you how many crystals it contains.

### Bonus Letters



Bonus Letters—golden glyphs in the alphabet of Atlantis—are hidden throughout the game. They are typically located in out-of-the-way, often secret areas. If you collect every one in the game, you'll unlock an unlimited weapon option.

### King's Eye Crystal



One of the clues (paths) of many of the levels is to find a King's Eye Crystal. You'll typically find the items toward the end of a level. Once you acquire the item, you'll advance to the next series of challenges.


## Map Key



## Level 1: The Boiler Room

Use the first level to familiarize yourself with the game's play control. Practice basic skills, such as crawling, swinging, throwing items and, of course, leaping and landing. By making use of the valves

using wheels and fans with switches, you'll get used to interacting with the game's physical environment. Be sure to collect the Green Crystals and Bonus Letter in the boiler room's hall.



### A Warm Introduction



Explore the boiler room, gathering crystals and avoiding hazards, such as lightning and steam vents. Find and turn the wheel control located in the top right of the area when you're ready to move on to the level's next section. You'll need to climb down a wall to reach your goal.

### No Pressure




The valve's levers are simply operating. Temporarily avert disaster by locating the valve that controls each boiler's pressure. Turn the corresponding levered valve wheels in nature each boiler to working order before joining your pal, Audrey, and exiting the level.



## Level 2: Lights Out

Put your value wheel-learning skills to work in Level 2 as you navigate a gauntlet of hazards while trying to free your trapped

companion within a not-so-evil of time. Open doors appear a graceful oblique way, a crystal or a helpful item.



### Hop the Hazards



When passing the maze behind in the level. To be safe, from your jumps over these vents so that you're not over them during a blast. Also, pass above-hanging pipes and exposed wires between fans or sparks, respectively. The hazards are often meant to gear leadders.

### Help Your Pals




Free all that gear pals to complete Level 2. If a team contains a person, its door will open after only one attempt. A secret item, located in the depths of the area in the far right of the level, will get valuable time back on the ever-ticking clock.

## Level 3: The Leviathan

Your goal in Level 3 is to soar through and escape the burning, hulk of your disabled vessel. Follow the guide arrows and be

sure to grab health power-ups when you see them. To collect every crystal, you'll need to do some hotfooted backtracking.



### Shake 'n Bake



Steam vents and exposed wires are the most common hazards in the level, but they don't inconvenience you as much as the sporadic fires that block key routes. Heat Wirechew into configurations that have near leadders to activate hidden outposts and clear your path. If the ship starts to shake, stay put—you can't leave a falling part and end your run.



## Level 4: Encounters

Level 4 requires you to pursue Pitonius Kiki across three of the fiercest, really tough terrain in the game. Swinging hazards and

spikes will damage Miles, and falling into chasms will end your run. Use the L and R buttons to survey the landscape.



### A Rolling Stone



In the rolling, hazy area, you can roll the rock onto all the way to the left, then jump down and run to the right. Use the boulder as a springboard to reach the wall, then ledge, which will give you just as you land on it. At the top of the cliff, collect a heart power-up.

### A Leap of Faith



To get to Kiki, jump from the far-right platform in the bottom row to the top of the main column. Walk right, through the jump's rock, to find a secret room containing a surprise. Advance to the entrance and jump out and back to reach Kiki.



## Level 5: Eye of the King

With the iconic, atmospheric unpleasant atmosphere of Atlantis in the 1991 level, level 5 is a challenge for those with accuracy but is most

wary of *Eye of the King*, like the *Eye of the King* level, level 5 will end with a run in a hurry.



### Show and Steady



With this platforming level, you will have a lot of switches to watch, which look like steady flying balloons. The switches also activate vertical laser traps, which can increase your speed, mobility. Press the B button and hold steady.

### Hit the Drums



The slippery platforming will test the timing skills you've learned. When you touch one of the platforms, you'll have further than you expected. Try the Control Pad in the opposite direction to some extent for your skill. Stay in control as you'll get a close-up view of some of the.

## Level 6: Caves of Atlantis

Level 6 is a challenge for those with accuracy. It's a fun, fast-paced level with a lot of new obstacles.

You'll have to be careful of the traps you're going to gather every one of the levels go.

### New Dangers



Many of the new dangers will be familiar to you. The new dangers, however, are the Piranha and the Hammer. Both of these dangers will make your life difficult. The Hammer is a new obstacle that will make your life difficult. The Piranha is a new obstacle that will make your life difficult.

### Pick a Pit



You'll need to be careful of the pits. The pits are a new obstacle that will make your life difficult. The pits are a new obstacle that will make your life difficult.

### Whirring Drilling



Use the drill to bore through two weak spots in the upper cavern's floor. Look for cracked brick-like areas. Drill through the left spot before taking on the one on the right. Before reaching the room in the lower cavern, make sure that you've cleared the upper cavern of crystals.

## Back on Dry Land

If you're a fan of the classic platforming game, you'll find this like tricky platforming. *Super Mario Bros. Lost Empire* will be a fun jumping for joy. The game is a fun, fast-paced level with a lot of new obstacles. It's a fun, fast-paced level with a lot of new obstacles.



MORE GAME BOY COLOR CLASSICS FROM

# CAPCOM®



CAPCOM



GAME BOY COLOR

© CAPCOM CO., LTD. 2003. CAPCOM & G.B.A. INC. 2003. ALL RIGHTS RESERVED. CAPCOM AND THE CAPCOM logo are registered trademarks of CAPCOM CO., LTD. TROUBALLS, TOKI TOKI, METAL WALKER and MEGA MAN 2 are trademarks of CAPCOM CO., LTD. (2003) ALL RIGHTS RESERVED. Developed by Nintendo. Licensed by Nintendo. Nintendo Game Boy Color and The Game Boy Color logo are trademarks of Nintendo in the U.S. and other countries. The Game Boy Color is a registered trademark of the Nintendo Game Boy Color. All other trademarks are the property of their respective owners.

# GAME BOY a GO GO

GEAR UP WITH OUR  
GRAB BAG OF GROOVY  
GAME BOY GAMES!

## THIS MONTH

- Jimmy Neutron: Boy Genius
- LEGO Island 2: The Brickster's Revenge
- Men in Black
- P-14 Tomcat
- NFL Blitz 20-02
- BackTrack
- MX 2002 Featuring Ricky Carmichael
- ESPN X Game Skateboarding



Game and software ©2001 THQ Inc. ©2001 Viacom International Inc. Nintendo, Jimmy Neutron Boy Genius and all related titles, logos and characters are trademarks of Viacom International Inc.

## GET SMART

What Jimmy Neutron lacks in height, he makes up for in smarts. Sure, the 10-year-old boy genius is the shortest kid in class, but Nickelodeon's latest brainchild is poised to make it big when his computer-generated movie hits theaters this December and his TV series debuts in 2003. The genius is also sure to rocket to new heights in THQ's ingenious adventure for GBA. Playing as the boy genius (and sometimes as his robot dog), you'll blast off for intergalactic fun in side-scrolling platformer levels and full-throttle, shoot-'em-up rocket rides. With loads of high-tech gadgets and multiplayer competitors, the game's wacky score almost as high as Jimmy's IQ.



## SAVING THE PLANET

Jimmy Neutron: Boy Genius follows the story of the upcoming movie of the same name. It's all about an evil alien scheme, and when you're not busy saving the planet in Single-Player Mode, you can play four-player Multi-Pak Platform and Race games.



### Single Player

In Single-Player Mode, you'll play as both Jimmy and his robot dog, Goddard, and journey from Earth to the Yukon moon. Fun for all ages, the one-player game features three difficulty levels and plenty of cool airbraid and deep space locales to explore.

## MIND OVER MATTER

In the one-player game, you must build a rocket to fly to the Yukon moon where all of the parents from your town are imprisoned. Collect rocket parts in the five flagged areas in your neighborhood, then enter your clubhouse.



### Jet Pack Joints

One of Jimmy's bright ideas is modifying his backpack so that it functions as a jet pack. Before you can use it, you must find a spinning black fan. Stand in front of it to charge up your jet pack, then press and hold L to take off. Recharge often.



### Sewer Stroll

In the Sewer, you'll play as Goddard. To fetch all of the metal parts in the level, you must charge Goddard's jet pack and fly to the collectibles. Power it up and fill the yellow energy meter in the lower-left corner of the screen by using a red-and-yellow battery.



### Trees in the Park

Many of the bolts you're hunting for in the Park are up in the trees. Fly up whenever you see a tree trunk to check out the tree-top, and pocket the rocket parts you need so you can set off for outer space.



### Cool Your Jets

In Raylandia, ride roller-coaster cars to reach the diamonds you're collecting. You'll need to use your jet pack to reach the diamonds above the starfish head. On your way there, save energy by helping your way up the steepest hills, cliffs, seas, teeth and nose.



### It's Elementary

At Lennox Elementary School, walk to the right of the building to power up your jet pack. Rocket to the schoolhouse's ledge and rooftop to find some Maria goodies sweet inside, but you'll have to return to the ground-level first. Use your jet pack to do it.



### Multiplayer Platform

To play through as in the one-player game with friends, give the Multiplayer Platform Mode a go. You can play as Jimmy or other characters from the show, including Carl Wheezer, Cindy Vortex and Nick Dean.



### Multiplayer Race

For high-speed competition, link up and play the Multiplayer Race Mode. Before you leave the starting line, you can choose the world and size of the area where you'll be racing.

## GODDARD

In some levels, you'll play as Goddard. After Jimmy fixes his rocket and journeys into space, Goddard will explore a meteor to retrieve plutonium for the boy genius's spaceship. Goddard has unique abilities, so master the dog's moves to complete the world.



### Lasso Leash

Jimmy outfitted Goddard with all sorts of space gadgets. If Goddard can't jump or fly over an obstacle, use the dog's lasso. Press and hold R, then tap A to attach the lasso to a ceiling. Press Up on the Control Pad to hoist Goddard and move sideways to swing.

## Rocket Boy



### Probe Problems

In the rocket levels, dodge or blast incoming rockets. When an enemy space probe attacks you, fly in circles to avoid its fire. Stay on the nose to stay in one piece, and keep plugging away to land a hit on the alien ship.



### Mega Bomb

When an enemy ducker (right) blows, press B to detonate the Mega Bomb. The explosive will destroy everything on the screen, so stock up as the weapon by firing through the power-plant.



### Space Feed

Race with lasers and meteors will take their toll on your health. Revitalize by sucking an space food. The power-ups look like tubes of nutrients, and you can collect them by absorbing your loot into the power-up.





©2001 LEGO Systems

## BACK ON THE BLOCK

While *The Brickster's Revenge* for Game Boy Color (released last spring) seemed like a simple adventure intended for Duplo block users, the improved *LEGO Island 2* for Game Boy Advance is far more complex, involving and exciting. Stuffed with over 20 minigames, tons of collectible character cards, wacky dialogue and madcap tasks to carry out, the GBA version of *The Brickster's Revenge* is a full-fledged adventure that once again sends skateboarder pizza boy Pepper on the search for the escaped con, Brickster. The game's been revamped from the ground up, and like most things constructed from LEGO blocks, the fun keeps building.



## RECONSTRUCTION

The Brickster has deconstructed Pepper's town brick by brick, so you must find the pages of building plans that the vandal has scattered across the island. Hit the road to locate the Constructopedia Pages as well as the elusive Brickster himself.



### Old Man's Glasses

Talk to all the townspeople. Many of them will ask you to find a special item for them. When you fulfill one of their requests, such as retrieving the elderly man's glasses, you'll be rewarded with a prize, such as a Constructopedia Page.



### Bill Ding's House

The elderly man will give you the Orchard Page for your troubles, and once the Orchard House has been rebuilt, you'll find a new page in the *Constructopedia*. Use the page to rebuild Bill Ding's House and win the hard hat.



### Into the Tunnel

You can access the tunnel in the south end of the island once you have the hard hat. Convoys carrying out goods deeds for the people on the island cause more convoys to come that will help you further along on your quest.

### Navigating the Island



*LEGO Island 2* for GBA is a much larger world than the one in the LEGO version, and the island is laid out very differently. It's easy to get lost, so keep track of where you are and where you're heading by consulting your map.

### Phone Booths



The Informer has all the answers, and you can give him a call by entering any of the red phone booths located around town. To make a call, walk inside a phone booth, then press the A Button.



When you give the Informer a ring, he'll tell you where to go next or where you should deliver your Constructopedia Page. When you deliver a page to the proper person, that character will be able to reconstruct his or her building.

## HELPING OUT

Some characters will give you Constructopedia Pages when you help them, while others will reward you with special items. Try helping the same characters more than once—you might earn a new item, such as a Trading Card.



### Garden Work

Weeds are taking over the gardener's plot of land, so help him out by picking away them that sprouts up. When you've cleared up his garden, he'll give you the Toll Bridge. When you need to cross the river.



### Second Time Around

The gardener can't seem to keep weeds from taking over his garden, and if you help him out a second time, you'll win a Trading Card. Each collectible card features a portrait of a LEGO Island character. Check the album in your house to view your cards.

## MINIGAMES GALORE

You must win various minigame challenges to continue your journey across the island. *LEGO Island 2* sports three multiplayer minigames and 18 single-player minigames. Once you've unlocked a game, visit your house or the Clubhouse to play it for fun.

### Whack-a-Bot

You'll first play Whack-a-Bot in the Informer's Garage. When a Brickster Bot pops up, press the Control Pad in the corresponding direction. Avoid whacking the Informer! If you win, you'll earn the Garage Page.

### Apple Grapple

The control scheme for the Apple Grapple minigame is similar to Whack-a-Bot. Use the Control Pad to shoot your grapple and snatch as many red apples as you can before the timer runs out. Avoid scary apples—they'll slow you down.

### Brick Dive

During your journey, you'll reach a dead end at the broken bridge. Rebuild it by playing Brick Dive. Take a dip to find the bridge's missing bricks, as well as a Constructopedia Page. When the bridge is fixed, cross it for more adventure.

### Fian Fling

In the target shooting game, toss peas at the mail team. Characters are colored either gray or black to show how long the lights who target your aim are on. If you reach the target score in 60 seconds, you'll win a Toll Booth Token.

### Joust

Add a happy ending to your knight's tale by winning the Joust competition. Rapidly spin A and B alternately to power your colossus, then push your lance across the Control Pad.

### Pizza Panic

Pepper is a pizza delivery boy by trade, so the Pizza Panic minigame should be right up his alley. You have plenty of pizzas to deliver across town, and you must beat the clock to finish the job.



Follow the arrow at the top of the screen to locate your next delivery destination. Fence and rail roads may force you to take a roundabout path, so don't be afraid to veer off course to make your deliveries.



If you deliver all of your pizzas piping hot to the people who ordered them, you'll snag the Skate Park Page. Use the page to rebuild the park, so you can bust out again on your board.



### Skate Park

The Skate Park minigame grids out a two-minute freestyle session. Skate back and forth between the vert ramps to catch air and build speed. Press A or B in conjunction with the Control Pad to pull off a wicked array of tricks.



After you've hit the half-pipe, pay a visit to the skateboarder on the street. When you talk to her, she'll give you a Constructopedia Page and a nifty trophy, which will surely make you the envy of the island's park skater, Benny Bennis.



### Driver's Test

Pepper's a pro auto skateboarder, but he's a rookie when it comes to driving a car. Take the Driver's Test to certify Pepper as a motorist. Navigate the streets and pay attention to the posted speed limit!



As long as you don't go over the speed limit, you'll pass the Driver's Test. Your prize is the Driving License, which will enable you to go control the streets of LEGO Island using a car instead of a skateboard.



### Hoop Hoop Hurry

To unlock the Hoop Hoop Hurry ring toss minigame, deliver the sack squad to the man on the beach. Once you've earned the right to play his game, go for a high score by hitting your 15 rings onto the striped poles planted in the sand.

## MULTIPLAYER FUN

*LEGO Island 2* features a few multiplayer minigames, and up to four players can compete in the Multi-Pak challenges using GBA Game Link Cables. The cables will also allow you to swap Trading Cards with fellow *LEGO Island 2* gamers.



### Multiplayer Minigames

Multi-Racing, Catch-a-Go-Go-Race and Jet Landing are available as multiplayer minigames. Access them by booting up the computer in the Clubhouse next door (in the west side) to Pepper's house.



### Trading Cards

You can collect 80 different Trading Cards on your adventure. For 11 free or set-random character cards, which you can swap with friends via Game Link to complete your collection.



©2001 Crave Entertainment, Inc.  
Men in Black: The Series ©2001 Columbia Pictures Industries, Inc.

## GOOD GUYS WEAR BLACK

Back in black and donning their trademark shades, Agents J and K embark on a top-secret GBA adventure to protect the Earth from the scam of the universe. Crow's side-scroller is based on the animated Kids' WB! series, and as in their popular show, the Men in Black are on cosmic clean-up duty, corralling several successful of wayward extraterrestrials and foiling angry alien plots. Games play as both Jay and Kay, and they'll have access to the agency's out-of-this-world weaponry. Fully loaded with nine blasters, two playable characters, six levels and countless aliens to capture, MIB promises to be sci-fi that's worth a try.



## MEN AT ARMS

Every mission contains multiple goals, and you must juggle your weapons since every blaster serves a different purpose. You'll also have unique objectives in every level, so pay attention to Zeds briefing: if you botch the job, you'll have to restart the level.



### Drawing Your Weapons

Use your standard-issue blaster to shoot robots and other patrolling aliens. As you secure the area, you'll come across new guns, and you'll usually need to use them all, so you'll have to learn to switch through your weapons.



### Breaking Down Walls

In Level 1, the first new gun you'll find will be a high-powered blaster. You have only eight shots, so save them for the thick walls with black dots on them. A single shot at one of those barriers will obliterate it, giving you access to new areas.



### Alpha Worms on Ice

Zed has ordered you to capture all of the escaped Alpha Worms for your first mission. Blast away walls to reach the frozen ray, then use the gun to put the worms on ice. Shoot each worm only once to avoid shutting your captives.



### Targeting Teleporters

At Level 2's Forest Landing Site, you must destroy the teleporters that the aliens are using to reach Earth. The weaving devices are large, metallic machines. When you spot one, scan the immediate area, then fire away at the teleporter.

## MEN AT WORK

Men in Black is all about gunning and B.T. busting, but every agent knows that it takes a little cunning, too, to save the universe. Sneaking past aliens and outmaneuvering them play a big part in the adventure.



### How You See Him ...

Snag the glowing, purple power-ups to vanish into thin air. With temporary invisibility, you'll be able to get your sights on robots and robot critters without alerting them to your presence. Use the opportunity to take out the bigger baddies.



### Long Way Down

In classic platformer style, MIB features lots of climbing and elevator riding to navigate the multileveled levels. Dropping off ledges is the easy way to reach lower floors, but you'll miss your work being. Play it safe by taking the time to find a lift or ladder.



### Evasive Maneuvers

#### Duck and Fire

When you're low on fuel, press Select to slow your radar. Then sneak out: the yellow tanker aircraft. Zeds won't blow you to fly slowly behind it. Using your cockpit display, point on the tanker's outline in the center of the radar to hook up and refuel.



#### Rolling, Rolling, Rolling

If an enemy catches you off guard, roll over the ground to duck under its shots. You can also roll across small gaps in walkways by rolling toward them. Press and hold A while moving to run. When you duck in the pop, you'll roll over it automatically.



©2001 Majesco, Inc.

## TOMCATS AND DOGFIGHTS

The wild, blue yonder gets a little wilder as Majesco unleashes warring air and naval forces in a no-fly zone that you are ordered to protect. In F-14 Tomcat, you're the hotshot pilot of a fighter plane, and enemy MiGs and subs have you and your aircraft carrier locked in their sights. The dogfighting game flies high with search-and-destroy missions and super sonic action, but you'll need more than sharpshooting skills and aerobic fitness to secure your airspace. The arcade flight of fancy throws a few elements into the game, so pilots will also need ac precision as they try to pull off perfect landings and complete mid-air refueling sessions.



## THE SKY'S THE LIMIT

Up to four players can take wing in F-14 Tomcat, and the game offers three ways to fly. One-player Mission Mode is the main way to take to the skies, but pilots can also take off in a Multiplayer shoot-'em-up or touch downs in Practice Landing Mode.



### Mission

Fly and shoot your way through various one-player scenarios in Mission Mode. Splash-a-MiGs controlling the seas, then destroy things such as invading destroyers, secret submarine bases and experimental aircraft to complete your mission.



### Multiplayer

Using Multi Pak play up to four cars can link up and battle in Multiplayer Mode. The battle royale dogfight gives you the option of setting time limit and target scores, and it allows you to choose the type of weapons and time of day for your flight.



### Landing Practice

After you complete a mission, you must land on the aircraft carrier. If you're playing on the Normal difficulty setting, you'll automatically land. Pilots who fly on the Ace setting must land manually, and you can perfect your form in Landing Practice Mode.

## WINGING IT

In the one-player game, you'll receive a mission briefing before takeoff. You must carry out the main objective to complete the mission, and you must also protect your aircraft carrier from attacks and monitor your plane's fuel level.



### Refueling

When you're low on fuel, press Select to slow your radar. Then sneak out: the yellow tanker aircraft. Zeds won't blow you to fly slowly behind it. Using your cockpit display, point on the tanker's outline in the center of the radar to hook up and refuel.



### Fight and Flight

When engaging a MiG, slow down and fire at its tail. Fire in bursts, rather than blasting out a steady stream—if you overwork your guns, you won't be able to fire another round for a few seconds. To keep banking bogeys in your sights, perform barrel rolls.

### Staying on Target



Hit. Select to slow your radar. Use it to track enemies and locate your aircraft carrier and tanker aircraft. If you press A while viewing your radar, you'll have a set a target. Repeatedly tap A to lock on to the various targets in your airspace.



When you've locked on to an enemy, it will appear circled on your radar. To quickly view a circle will appear on your Heads-Up Display (HUD) to indicate where your target is. Position the circle in the coordinate on your HUD, then fire away to score a direct hit.



## SUPER BOWL SHUFFLE

The GBA tackles the over-the-top arcade aggression of Midway's venerable NFL Blitz series, and the smash-mouth football cast is as hard-hitting as portable gridiron games come. Boasting all 31 NFL teams, star players, pages of plays and crystal-clear voice samples for commentary and calls, NFL Blitz 20-02 is a first-draft pick that'll keep armchair quarterbacks on the edge of their armchairs. If you're a fan of the Blitz series, the GBA version sports the features you're looking for, except the game is for one player only. Even so, the road to the Super Bowl will be a tough one—especially since the stiff CPU competition flexes muscle with powerful poo moves.



©2001 Midway Amusement Games, LLC  
G0089701P

## 100 YARDS OF ACTION

All 31 NFL teams show up for the football action in NFL Blitz 20-02, and you can coach the team of your choice through a one-match Exhibition game or a full-on marathon Season. Both modes deliver the arcade-style fun that Blitz is known for.



### Exhibition

For a quick matchup, play Exhibition Mode. You can choose the teams and adjust the length of the quarter from one to three minutes and the difficulty of the game.



### Season

Try to smash your way to the Super Bowl in Season Mode. Choose a team, then hit the road to check up wins and watch your way up the ladder to the big Sunday game.

## PLAYBOOK

Every team has three unique plays, so you'll have to adjust your strategies for every matchup. Teams also share a ton of offensive and defensive moves, and you can select them before each play.



In addition to three unique plays, your team sports a slew of basic offensive and defensive moves.



Learn to master your special maneuvers, and scroll through your playbook to plot your strategies.

## MINIGAMES

For fun extras, charge into NFL Blitz's Minigames Mode. When you don't feel like playing a full game of football, you can try out the mode's four fun and informative activities to hone your on-the-field skills and knowledge of the game.



### Rules

In the Rules section of Minigames, you can flip through pages of tips and hints displayed by cheerleaders. Check out the tips to learn special moves and action tricks for conquering the game.



### Playbook

Familiarize yourself with the different plays used in the game by thumbing through the Playbook. The book reveals all of the game's offensive and defensive maneuvers, so learn the moves to head off your opponents at the pass.



### Practice

Master the basics of passing, running and kicking in Practice. The training session features two minigames: Uprights and Fourth-in-Goal. In Uprights, you can practice locking field goals, while Fourth-in-Goal challenges you to make a single play to the end zone.



### Trivia

For sports historians, the game offers Trivia, a quiz that gets to the gritty-gritty of everything football. The test lasts four quarters, and you have 30 seconds in each quarter to answer three questions. You'll receive a ranking based on your performance.



## READY! AIM! FIRE!

Sure to make trigger-happy gamers happier, Telegames is treating the GBA to its first taste of first-person shooters. Like Doom, Quake and other hallway-narrowing, bad-guy-blaring games, BackTrack puts you in a maze of corridors stocked with gun-toting enemies. Cool weapons use the keys to a good shooting game, and BackTrack arms you with everything but the kitchen sink—chain saws, machine guns, laser rifles, slingshots and even vacuum cleaners are at your disposal. One to four players can take part in the outer space shootouts (via Multi-Pak play), so BackTrack's GBA action is a good bet for gamers on the go.



## LOADING UP

Keep an eye out for enemies and be on the lookout for items strewn about the moon base. Track down the four types of items pictured below to boost your defensive and offensive power.



### Ammo

While laser rifles require recharging, weapons like shot guns and machine guns require ammo. Grab clips to reload.



### Weapons

The game comes loaded with nine cool weapons. Snag weapon power-ups to bolster your arsenal.



### Armor

If your armor rating is high, you'll be better prepared to withstand enemy fire. Steal yourself by attaching armor.



### Health

You won't survive if your health throbbs bottoms out. Stay alive by picking up every health power-up you see.

## THE SHOOTING RANGE

BackTrack lets the bullets fly in three different gaming modes. Solo shooters can adventure as Jim Track, who must free humans from an alien-infested base. Multiple players can enjoy two battle mode scenarios.



### Single-Player Adventure

In the one-player game, you journey to the dark side of the moon to free the abducted humans imprisoned in pods by mysterious aliens. There are over 100 people to free, and you must explore 12 layers that leads to find them before you destroy the lunar facility.



### Multiplayer Match

Using the Multi-Pak option, up to four players can compete in a multiplayer showdown. Solo players can also take a shot at the mode by playing against three CPU-controlled rivals. In the basic shootout, you must be the last person standing to win.



### Matrix Assault Multiplayer

In Matrix Assault, you're shooting for a target score. To change as the victor, you must be the first player to hit the magic number of hits. Avoid getting shot by pressing the L or R button to adjust top of your enemy's range.

## ON THE RIGHT TRACK

The 12-level adventure for single players is the main mode of BackTrack. The levels are large, and you'll need to retrace your steps once you've reached the end of the final level. To make it back in one piece, use the following basic tips.



### Mapping It Out

Since every level of the game is a giant maze, rely on your map for guidance. Blast all enemies, save many hidden keys to locked rooms, and many rooms contain imprisoned humans whom you must free.



### Last Gasp

The humans you must free are trapped in pods. If you come across a wounded human who isn't a good, talk to the person. The victim will reveal valuable info, such as where you should go next or where you can find a switch or exit.



## DOWN AND DIRTY

Kick up some dirt and blaze some trails with the leader of the motocross pack, Ricky Carmichael, in THQ's dirt bike race and freestyle stunt competition. Ricky and 15 other superstars superspin and eight pro freestyle dirt bikers roll out the racing thrills across 15 winding race tracks and four undulating track courses in MX 2002. Featuring Ricky Carmichael, while Ricky may get top billing in the game, the real stars are the tracks, which are long and treacherous, and the stunts, which are gravity-defying showstoppers. From high-speed excitement to daredevil trickery, MX 2002 wheels out the best for motocross fans who are craving for action.



©2001 THQ Inc.

## TUNE-UP

Grease monkeys can tanker with their bikes before they line up at the starting gate, so retool your ride so it can handle the weather and roadways of your next race.



### Tires

For indoor tracks, use the RV 25 Hard tires. If road conditions are wet and muddy, go for the SV 24 Soft tires.



### Muffler

On twisty tracks, outfit your bike with the light weight Pro Air TX. For high speed, try the Pro SDRX.

## THE NEED FOR SPEED

While the special US Open course is an indoor track, MX 2002's other tracks are outdoor courses, where weather will take its toll. You can race on the outdoor tracks in Championship Mode and enter the competitions in the 250cc Class or the 125cc Class.



### Inside Cornering

When approaching a bend, begin turning early to veer into the inside of the curve. If you avoid making wide turns, you'll reduce the risk of wipeouts and increase your chances of overtaking rival riders around the bend.



### Eat My Dust

Since you're already racing in the dirt, you might as well play dirty—try cutting off bikers who are riding your tail. If you swoosh in front of them as they try to pass, you can block them or even knock them down.



### Gear Ratio

If you want to raise out your top speed, the Gear VQ5 is the prime choice. For better acceleration, try the VQ2.



### Shocks

Catch big air and make solid landings with SST Soft shocks, and gain control with 45S Hard shocks.



### Tuning

For slow and wet rides, tune low. Otherwise crank it high to squeeze more speed out of your bike.

## TRICKS OF THE TRADE

If you're into busting out stunts rather than breaking speed records, ride in the Freestyle Class. The eight stunt riders can pull off their tricks in Championship or Quick Race Mode, and you'll compete for style points.



### Evil Ways

The four trick tracks feature many hills and jumps for you to perform your acrobatic stunts. We must also concentrate on a staying on the road, so avoid getting too fancy if you're landing near a bend in the road.



### One-Hit Wonder

Tap out combos using the L and R buttons and the Control Pad when airborne. If you try to bust out too many stunts at once, you won't have time to prepare for your landing, so try only one trick per jump.



### Perfect Landings

You'll earn points for landing stunts if you fall after attempting a trick, the judges will deduct points from your score, so be sure to retool your bike so you can pull off easy landings.



©2001 Konami  
©2001 Konami, ESPN, ESPN the Games and X Games are trademarks of ESPN, Inc.

## X MARKS THE SPORT

Konami goes to the extreme with ESPN X Games Skateboarding, a vert and skate park competition for thrashers who love monster air and fancy footwork. As you compete for points and "skills" to earn new tricks, you'll ride up halfpipes, jump over water hazards and explore skate parks through shifting camera angles and close-ups. Don't expect Tony Hawk's Pro Skater (he's noticeably absent from the game)—X Games Skateboarding isn't about collecting items. Instead, the game emphasizes the stonework of the showy sport, and its dozens of combos and cool tricks will keep buzzer-mashing fingers busy to the extreme.



## SKATERS

Though Tony's nowhere to be seen, X Games does fine with eight other pro skaters, including Bob Burnquist, each skater has unique attributes, and you can build up your skills to overcome your rider's weak points.



### Bob Burnquist

Jump \*\*\*  
Speed \*\*\*  
Balance \*\*\*



### Rick McCrack

Jump \*\*\*  
Speed \*\*\*  
Balance \*\*\*



### Chad Fernandez

Jump \*\*\*  
Speed \*\*\*  
Balance \*



### Carlos Deshaene

Jump \*\*\*  
Speed \*\*\*  
Balance \*\*\*\*



### Kerry Betz

Jump \*\*\*  
Speed \*\*\*  
Balance \*\*\*



### Chris Sosa

Jump \*\*\*  
Speed \*\*\*  
Balance \*\*



### Lincoln Ueda

Jump \*\*  
Speed \*\*\*  
Balance \*\*\*\*



### Colin McKay

Jump \*\*\*  
Speed \*\*\*  
Balance \*\*\*

## VERT

For halfpipe scuntwork, pull into Vert Mode. The high-flying trick competition features a Freestyle Mode for practice and two timed skateboarding modes—the championship X Games and the insane X Rage.



### X Games

In the X Games Vert competition, you'll perform two sets of tricks and a medal. Judges will award you a score based on the best of two 45-second sessions. If you make enough points, you'll move on to another city to compete in the next tier of halfpipe competition.



### X Rage

To go straight crazy, play X Rage. Bust out wild and extreme stunts off the halfpipe to fill up your X-Gauge. When you've topped it out, the Dragon Gen will appear. Smash it for a boost on the also insane, where you'll have time to aching together a super combo.



## PARK

At the Park, you can roam from ramp to ramp in search of rails to grind, halfpipes to launch from and other choice spots to show your skills. The camera will zoom in whenever you enter a halfpipe, so you'll always have a good view of the action.



### X Games

To win the prize in the X Games Park competition, you must use the area's obstacles and ramps to execute a trick. You have two tries to go for a high score, and judges will base a each 60-second session on a 100-point scale.

### Speed First



Ride back and forth along both pipes before trying to pull off a trick. You need speed to catch air, and the more hang time you score, the more tricks you'll be able to bust out. Build up your speed so you won't be able to get fancy with your stunts.

# NOW PLAYING

POWER GUIDE TO THE LATEST RELEASES **OCTOBER 2001**

## ADVANCE WARS

**Atlan-hut! Prepare to advance to the front lines of fun.**

Even if strategic planning isn't something that normally gets your flag waving, the turn-based command-and-conquering of military units in *Advance Wars* is so easy to manage and the stylized characters are so engaging that the game has immediate appeal. And the appeal is almost universal, too—*Advance Wars* isn't like some insider's game that only General Patton could understand. *Advance Wars* is a battle of wit that plays like an intense board game, and you're always struggling to stay one move ahead of your opponent so your tanks, aircraft, boats, artillery and foot soldiers won't get cut off at the pass. By land, sea and air, you'll move your troops across varying terrain to conquer your rivals' bases. Every type of unit has its strengths and weaknesses, and much of the fun

comes in figuring out which one is best for the job. Efficient and successful missions will unlock new maps, players can create their own personal battle scenarios and layouts and up to four players can wage war in Multi- and Single-Pk standards. In a nutshell, *AW* offers unlimited battles. A well-crafted game with fetching anime looks, easy-to-use menus and explosive action, *Advance Wars* trends on new ground, taking the strategy genre to a place where gamers of all tastes will be gung-ho for it.

**COMMENTS:** *Jason*—It's like playing chess on a mine field—one false move could spell the end, but careful planning will get you through. Don't cheat yourself by thinking the war isn't worth fighting. *Alan*—It combines the depth of a PC-based strategy game with the easy control and playability of a Game Boy title. It's got the best multiplayer mode of any GBA title so far. *Drew*—It's the deepest, most enjoyable strategy game ever made for a handheld platform.



5



- **Platform(s)** Nintendo Game Boy Advance
- **1 to 4 players** Versus/Coop
- **Genre** Real-time strategy (Multi- and Single-Pk)

- MAN** ★★★★★  
**WOM** ★★★★★  
**TEEN** ★★★★★  
**JUVEN** ★★★★★  
**ADULT** ★★★★★



## LADY SIA


**TDK's princess of power fights for her kingdom.**

Giving Xenia a run for her money, TDK Mediasoft is introducing its very own warrior princess, Lady Sia, a magical sword-buddier who's out to put the royal hurt on the beauty Thana who've enslaved her people. The side-scrolling sword-and-secrecy adventure spans a whopping 16 levels, and in every level, you must fend off Wispmen, Chameleonmen and other wild enemies using your sword and fireball-shooting ring, which is powered by gems you collect. Your quest will also have you seeking out captured villagers, switches to flip and hearts to restore your health.

Aside from some secret areas and simple puzzles, the platform set of the game is fairly standard, but it's the game's graphics that make *Lady Sia* stand apart. All of the characters and backdrops in *Lady Sia* are

two-dimensional and outlined in black, so the game emerges with a cartoon feel that exudes plenty of personality and character. The great-looking game offers a lot of confrontational action, but you can use stealth to sneak past danger in some situations. In general, though, the slashing and spell casting is generic action fare that's not quite as exciting as the game's appearance. Still, it's a large epic with numerous levels and interesting enemies, and it's worth a look from action-adventure fans.

**COMMENTS:** *Jenni*—If you're any good at platform games, this one might be a little too easy for you. It's not bad, it's just a little too straightforward. *Drew*—The game play isn't very challenging, but that may just make the game more accessible to younger gamers. *George*—With stylized art, great control and a lot of variety in the action, *Lady Sia* is a very pleasant surprise. The only thing that keeps me from giving it a perfect five is the repetitive music.



4 1/2



- **TDK/02 Mediasoft**
- **1 player**
- **16 levels**
- **4 worlds**

- MAN** ★★★★★  
**WOM** ★★★★★  
**TEEN** ★★★★★  
**JUVEN** ★★★★★  
**ADULT** ★★★★★



## SPIDER-MAN: MYSTERIO'S MENACE

**Oh! Web-Head's game will make a true believer out of you.**

As technically top-notch as the web-slinger's *N64* outing, *Spider-Man's* debut on GBA is an action-packed side-scroller that's as fun to look at as his comic books. Activision's one-player *Spider-Man: Mysterio's Menace* stars your friendly neighborhood wall-crawler, and developer Vicarious Visions has managed to capture Spidey's agility, gymnastic grace and trademark superpowers. Thanks to fine-tuned controls and an intuitive button scheme, players will have no problem pulling off moves, such as crawling up walls, tangling thugs with webbing and swinging like Tarzan. Even Peter Parker's *Spider Sense* comes into play, giving you a timely warning when danger is coming from off-screen. The Marvel Comics market boasts great level design that requires you to

rely on all your powers to navigate the far reaches of every area so you can rescue hostages, locate special suits and armor and beat up the Big Apple's bad apples. More villains than your *Spider Sense* can handle, including Mysterio and Rhino, will duke it out with you, and all of the white-bang action, detailed settings and newsstand-trademark comic book cut scenes are richly illustrated with stunning graphics and animation. A great bearded soundtrack rounds out a polished package, but if there's one glaring problem with the game, it's that it's too short. With just seven levels, *Mysterio's Menace* leaves you wanting more. Then again, it's better to be left wanting more of a game than to be left wanting less of it. 'Nuff said.

**COMMENTS:** *Andy*—Top-notch level design lets you take advantage of Spidey's special powers. *Drew*—If it had about 10 more levels, it would deserve a higher rating, but its brevity makes it seem more like a demo.



4 1/2



- **Activision/03 Vicarious**
- **1 player**
- **7 levels**
- **4 Spidey acts**

- MAN** ★★★★★  
**WOM** ★★★★★  
**TEEN** ★★★★★  
**JUVEN** ★★★★★  
**ADULT** ★★★★★



## JIMMY NEUTRON: BOY GENIUS

Foil an alien plot with the smartest kid in class.

Doctor isn't the only brainiac around. Nickelodeon is on the verge of launching a feature film and TV series starring computer-generated whiz kid Jimmy Neutron, and THQ is blasting off with the boy genius's sharp-looking platformer. As the swirly-haired 10-year-old or his robot dog, you'll score side-scrolling worlds, using shrink rays, jet packs and other gadgets to gather rocket parts and other vital collectibles.

From Landberg Elementary School to the Rembrandt Amusement Park to the Yoldon Moon, every level of the game boasts shiny, happy graphics and inspired variety. Whether you're using a roller-coaster car to cruise to hard-to-reach items or piloting your rocket in a supermove behind-the-ship fight through an asteroid belt, scoring 100% will be



**COMMENTS:** **George**—Good graphics, a lot of action and fun music make this game a better-than-average cartoon-based side-scroller. **Jill**—It's slow-moving but a little addictive. **Andy**—It's well suited for Jimmy's audience—a too-young-to-read audience. **Jenni**—It's not the hardest game in the world, but it's very well done.

3½

- THQ's *Brainiac*
- 1 to 2 players
- Game Link available (Multi-Pak only)

MSRP ★★★★★  
 BUY ★★★★★  
 JUNE ★★★★★  
 JULY ★★★★★  
 AUG ★★★★★  
 SEPT ★★★★★  
 OCT ★★★★★  
 EVERYONE Mild violence  
 E



## NFL BLITZ 20-02

Touch down with Midway's turdious football Pak.

The NFL Blitz series is known for its in-your-face, bone-crushing arcade chaos, but somewhere on its way to the GBA, it dropped the ball. While the gridiron great still sports dozens of plays, outrageous codes and action without all the micromanagement, Blitz seems to have gone soft. No longer charging forth with the same aggressive gusto, NFL Blitz 20-02 features run-of-the-mill tackling that seems more like Madden than the over-the-top sacking that Midway's game made famous (you can't even pounce after the whistle's blown). Blitz fumbles even more by not including any multiplayer modes, but the extras, such as Trivia Mode and field goal kick practice preserve Blitz's hard-hitting fun for hard-core enthusiasts.



**COMMENTS:** **George**—The running game is slow and the passing game is unpredictable. On the plus side, it does feature a large selection of plays. **Drew**—It lacks the cartoon brutality of its polygonal counterparts. **Andy**—It's a lot better than the Game Boy Color versions, but there's still a long way to go.

2½

- Midway's *Blitz* series
- 1 player
- 31 NFL teams
- 4 playtypes

MSRP ★★★★★  
 BUY ★★★★★  
 JUNE ★★★★★  
 JULY ★★★★★  
 AUG ★★★★★  
 SEPT ★★★★★  
 OCT ★★★★★  
 EVERYONE Mild violence  
 E



## DISNEY'S ATLANTIS: THE LOST EMPIRE

Immerse yourself in adventure leagues beneath the sea.

Coinciding with the theatrical release of Disney's *Atlantis: The Lost Empire*, THQ's Game Boy Color version of the deep-sea adventure hits stores this past summer. Now THQ's Game Boy Advance version is ready to make a splash, and it's a completely different platformer—spruced up with faster movement, responsive controls, sharp animation and realistic sounds. While the GBC version allowed you to play as Milo and the members of his crew, the GBA version ditches the character-swapping puzzle element for more straight-ahead platformer action with Milo starting as the only playable character.

What deep-sea the GBA version of *Atlantis* is that the 10-level sea quest gives you no compelling reason to play it. Collecting crystals isn't necessary (if



you find them all, the payoff is that you unlock the credits), while collecting all the Bonus Levels earns you unlimited use of weapons. Having an endless supply of dynamite or boomerangs isn't a bad deal, but it's not something you desperately need, especially when the game is practically enemy-free. Since you can pretty much pass up the collectibles, the object of the game becomes reaching the exit, and that's thrilling only in the inexact tent-level.

*Atlantis* features fun cameos from the cast of the cartoon and lots of things to collect, so if you're all about exploring and scoring 100%, you'll have a good time. But if you're not self-motivated, you might find little reason to keep an eye out for the Lost Empire.

2½

- Disney's *Atlantis*
- 1 player
- 10 levels

MSRP ★★★★★  
 BUY ★★★★★  
 JUNE ★★★★★  
 JULY ★★★★★  
 AUG ★★★★★  
 SEPT ★★★★★  
 OCT ★★★★★  
 EVERYONE Mild violence  
 E



## DRAGON WARRIOR MONSTERS 2

Adventure with two games and too many monsters.

Enix's latest spin-off from its *Dragon Warrior* RPG series comes in two versions: *Dragon Warrior Monsters 2: Cobalt Journey* and *Dragon Warrior Monsters 2: Turquoise Adventure*. The critter-collecting Paks feature similar stories, but each game stars a different hero and features unique keys, which you can trade via Game Link Cable to its companion Pak to unlock new areas. The RPG game focuses on Pokémon-style breeding and battling, and Enix went nuts with the monster management aspect of the games. You can cross every monster with another to come up with an all-new species, and you can mix-and-match well over 300 beasts and train them to be fighting machines. Linux should be commended for pumping up its mon-



ster mishmash with staggering possibilities, but only the most obsessive fans will get a kick out of finding the beasts—everyone else won't get much out of the quest, since the basic adventure is just a means of getting you to meet new creatures.

Enix's games are dead ringers for the *Zelda* GBC games, but beneath the graphics is a minimal quest. *DWM2* is really intended for completers who see deep into level-and-battle RPGs, and the players who love coaching 'em all for the sake of sport will love both versions of the game and the wretches they hold.

**COMMENTS:** **Alan**—It lacks the traditional charm and fun of a *Dragon Warrior* game. There's not much in the way of items, weapons or armor to find, so the entire game is really about nothing more than finding new and different critters. **Jenni**—The game has lots of breeding, and a solid adventure. It's deep and complicated, and Pokémon fans who have already blown through *Crystal* might want to give it a try.

3½





- Enix's *Dragon Warrior* series
- 1 to 2 players
- Over 100 monsters

MSRP ★★★★★  
 BUY ★★★★★  
 JUNE ★★★★★  
 JULY ★★★★★  
 AUG ★★★★★  
 SEPT ★★★★★  
 OCT ★★★★★  
 EVERYONE Mild violence, Mild Language  
 E



# ALSO PLAYING THIS MONTH

<b>GAMBIT RANGERS</b> <ul style="list-style-type: none"> <li>• Complete/32 Megabits</li> <li>• 1 to 4 players via LAN/wireless</li> <li>• Some Link supported (PlayStation 3 only)</li> <li>• 46 tracks</li> </ul>	 <p>Competition's biggest racers looks cartoony, but after one test drive, each fan will realize that the best, buzzy cars deliver visceral thrills and spills. Draft hunting and fan physics make skidding and weaving around corners a challenging test of timing precision. Good as well as bad, stylized graphics, multiplayer races, and AI competition make it unique. Tracks and tons to tear up, Gadget Racers deserves to be one of the leaders of GBA racing this month.</p>		
<b>BACKTRACK</b> <ul style="list-style-type: none"> <li>• Complete/32 Megabits</li> <li>• 1 to 4 players via LAN/wireless</li> <li>• Some Link supported (PlayStation 3 only)</li> <li>• 12 levels</li> </ul>	 <p>Taking its best shot at the first-person shooter genre, Belgians canvas globe to add a wile with the GBA's first Duke Nukem as it can run and gun game. The objective-oriented 3D effects and motion-sensory movement keep the action on track, but the 3D action and puzzles will keep only big-time shooting fans coming back. Everybody else will want to test their skills on Back Track's star attractions—its excellent multiplayer modes.</p>		
<b>LEGO ISLAND 2: THE DISCASTER'S REVENGE</b> <ul style="list-style-type: none"> <li>• LEGO/64 Megabits</li> <li>• 1 to 4 players via LAN/wireless</li> <li>• Some Link supported (Wii/PS3 only)</li> </ul>	 <p>Don't confuse this with the GBA's simplistic LEGO Island 2 that came out several months ago. The GBA version of The Dcaster's Revenge has been rebuilt block by block, and it's a far superior adventure. Every step of the way, you'll come across diverse arcade minigames (over 200), snappy dialog and madcap side quests. With tight controls and multiplayer competitions, LEGO Island 2 is well-constructed fun for all ages.</p>		
<b>TARE TARE</b> <ul style="list-style-type: none"> <li>• John 2 Interactive/32 Megabits</li> <li>• 1 player</li> </ul>	 <p>A character-based puzzle game along the lines of Sokoban's Key Hole, Kirby's Cube Frenzy and Lode Runner, Tare Tare gives you control of a jangling hero who must summon blocks to barricade roving enemies and reach floating gems. The set-up puts you in the puzzle, and basic characters and the need for creative maneuvering for their face the platformer game with puzzle solving. Challenging and great fun, Tare Tare's too nice they needed twice.</p>		
<b>F-14 THUNDER</b> <ul style="list-style-type: none"> <li>• Microsoft/32 Megabits</li> <li>• 1 to 4 players via LAN/wireless</li> <li>• Some Link supported (Wii/PS3 only)</li> </ul>	 <p>Fun and Burn: No-Fly Zone, the Super NES dog-fighting game, is planned for another takeoff in Microsoft's reworking of it for GBA. F-14 Thunder. Its flight with the same Mach-and-col-surrealism, and the real-time action delivers top-gun tension—especially in the very enjoyable Multiplayer Mode. Manual headings, mid-air refueling scenarios and systems of MAOs and fleets of air to splash help F-14 Thunder's flight soar above most arcade shoot-'em-ups.</p>		
<b>MEN IN BLACK</b> <ul style="list-style-type: none"> <li>• Dream/32 Megabits</li> <li>• 1 player</li> <li>• 4 playable characters</li> <li>• 8 levels</li> </ul>	 <p>Based on an animated series that was based on a movie that was based on a comic book, Men in Black for GBA is a side-scroller based on almost every standard platformer almost at once. As either Jax or Jay, you must climb ledges, avoid fire to hit down along with. Unbelievable control and fast detection make your drive encounters clear ahead than they should be, but MBI fans will love the gems at risk, unusual objectives and high-tech weapons.</p>		
<b>SHOG</b> <ul style="list-style-type: none"> <li>• Bestsoft/32 Megabits</li> <li>• 1 to 2 players via LAN/wireless</li> <li>• 100% Link supported</li> </ul>	 <p>If you replaced the bubbles in Bust-A-Move with happy faces, you'd have Shog. Based on a popular computer software program, Shog's the biggest side-scroller to fire color-coded arena into matching groups of pieces to eliminate them. The strategy part is BAM, but Bust-A-Move's game adds a few new power-ups pieces and some decent graphics and sound. It's nothing new, but it's enough to tide over BAM fans with its precision puzzle game play.</p>		
<b>ESPN &amp; GAMES SKATEBOARDER</b> <ul style="list-style-type: none"> <li>• Konami/64 Megabits</li> <li>• 1 player</li> <li>• 8 riders</li> </ul>	 <p>Chasing not to ape too brother Tony Hawk's Pro Skater, Konami's skateboarding game built on bagging arcade collections and it's like with what ESPN's X Games are all about—extreme showmanship. Easy-to-buy trucks and combos galore are the highlights of the game, and slick snap-cut camera angles highlight the action at hand. The entire session is about tricks and big combos, and you like: casts of manual difficulty, X Games will keep your fingers busy.</p>		
<b>MX 2002 FEATURING BARRY CARTERHEAD</b> <ul style="list-style-type: none"> <li>• TDK/32 Megabits</li> <li>• 1 player</li> <li>• 24 riders</li> <li>• 37 tracks</li> </ul>	 <p>This lets the real life in a dirt bike race and stunt game starring super-stress superstar, Ricky Carterhead. The ride's exciting one once the steering is tight and the bevy of tracks snail every which way. A multiplayer or race would've been nice, and the stunt work is limited, since you pretty much need to be airborne to bust them out. Still, MX 2002 makes the most out of what it delivers—plenty of ways to ride and plenty of places to do it.</p>		
<b>STUART LITTLE: THE JOURNEY HOME</b> <ul style="list-style-type: none"> <li>• Activision/64 Megabits</li> <li>• 1 player</li> <li>• 1 levels</li> </ul>	 <p>Just because Stuart Little: The Journey Home is meant for younger gamers who love the talking mouse's movie, don't dismiss Activision's platformer as some Mickey Mouse attempt at a game. Kid-friendly, but never insultingly easy, The Journey Home runs like a pro with eight worlds and tons of side-scrolling action and whip-cracking. Cute graphics and starbuck's animations make Stuart come alive, and the charm and wit of this game are sure to appeal to the tots like those to a mouse.</p>		

<b>WORLD WRESTLING FEDERATION: RETALIATION</b> <ul style="list-style-type: none"> <li>• THQ/64 Megabits</li> <li>• 1 player</li> <li>• 4 playable characters</li> <li>• 4 levels</li> </ul>	 <p>Despite the fact that you can play as The Rock, The Undertaker, Steve Austin or Triple H, none of the rival's warm-burn action takes place in a wrestling ring. Surprisingly, the basic 'left-up' isn't even a wrestling game—it's a side-scrolling street fighter akin to Final Fight. A rivalry's cheesy story, fun weapons and multiple hits to that power up a finishing state will make Beyond the people's champ for wrestling fans, but its spartan controls and mere hour's worth of gaming will leave others stone cold.</p>		
<b>XENIA: WARRIOR PRINCESS</b> <ul style="list-style-type: none"> <li>• TDK/32 Megabits</li> <li>• 1 player</li> <li>• Moves Link supported</li> <li>• Nintendo Game Boy Advance</li> </ul>	 <p>She might have better show (and her head), but Xenia lives on a big quest. Like a modest, gracefully bland version of Zelda, Xenia takes a noble quest at adventure gaming with the usual maze-solving, swordplay and riddling sequences found in the genre. The best part of the game is its quirky dialogue and the game's compatibility with Total's Hercules: The Legendary Journeys. Here, you'll journey to meet Xenia in Xenia's game and war-versa, and that saved the game from being a GBA tragedy.</p>		
<b>W3</b> <ul style="list-style-type: none"> <li>• TDK/32 Megabits</li> <li>• 1 to 2 players via LAN/wireless</li> <li>• Some Link supported (Wii, GBA only)</li> <li>• GBA only</li> </ul>	 <p>Turning Tetris into a numbers game, W3 shows off block-busters with bonuses in a daunting number-matching challenge. The clear ups, you must sandwich numbered pieces around their blocks, and the numbers on the end pieces that match the number of pieces in between. Row is tough from the get-go since matching numbers and counting blocks set a second-nature trick that leads itself to speed. Do the math, unless you're a left-brained thinker, the difficult premise won't necessarily suck fun.</p>		
<b>THE LAMP REPAIR TIME</b> <ul style="list-style-type: none"> <li>• Complete/32 Megabits</li> <li>• 1 player</li> <li>• 20 levels</li> <li>• 4 playable characters</li> </ul>	 <p>Some time to be seen creating the game, Dragon's Lair, and the animated movie, Titan A.E., inspired the 3D cut-out the show's cartoon, The Lamp Repair Time. For franchise, its Japanese developer have inspired Complete's 20 level side-scroller, and gamers can play as Littlefoot and three of his friends. Each duo has special abilities, and, aside from hopping across platforms, the game is about summing the right character for the situation. Don't expect too much to fill—just breezy fun.</p>		
<b>WHEELY WOODPECKER</b> <ul style="list-style-type: none"> <li>• Dream/64 Megabits</li> <li>• 1 player</li> <li>• 20 levels</li> </ul>	 <p>All at Knott and Splinter are a kidnap, Uncle Woody takes wing on a 20 level action mission. Don't lead him from the forest to Mexican town to Buzz Sizzard Park. The generic, side-scroller action won't fail for many feathers, but the arenas are large and well laid-out, stacked with plenty of items to collect, easy power-ups to wield and tricky areas to reach. Dream Catcher's game of her basic fun. It's nothing to go outside over, but it's at least as wacky and colorful as Wheely's cartoon.</p>		

**KEY**






**ESRB RATINGS** To get the ESRB, call 1-800-955-7277.

The Entertainment Software Rating Board evaluates each game's content and assigns one of the following ratings to reflect the appropriate age group for the game.





**CRITICAL MASS**

Each game's overall score is an average of all of the critics' scores. To describe their unique, personal tastes, each of NP's diverse critics has ranked 10 game genres in order of preference, with the favorite type of game appearing first.

**ALAN:** 
**ANDY:** 
**CHRIS:** 
**DREW:** 
**GERARD:** 
**JASON:** 

**JENNY:** 
**JILL:** 
**OLIVER:** 
**SCOTT:** 
**SHANAN:** 





STRATEGIES, MAPS AND MORE  
ADVANCE

**NINTENDO POWER  
ADVANCE**



**PULL INTO THE  
WINNER'S CIRCLE!**

**GET INTO THE SWING**  
ESPN FINAL ROUND GOLF 2002  
HIGH HEAT NBA 2000

**PLUS!  
ADVANCED KNOWLEDGE**  
TIPS AND TRICKS

**NINTENDO POWER BUYER'S GUIDE**  
NINTENDO POWER BUYER'S GUIDE: A COMPLETE GUIDE TO THE LATEST GAMES IN THE GAME MARKET!  
FROM THE BEST TO THE WORST, WE'VE GOT YOU COVERED! THIS ISSUE  
LISTS ALL THE LATEST GAMES & THE BEST OF THE BEST! PLUS, WE'VE GOT YOU COVERED!



### **NPA IS PACKED!**

- The best strategies for the best games
- Useful maps you won't find anywhere else
- Comprehensive Buyer's Guide that gives you the scoop on new titles

# 2nd GREAT ISSUE!

NOW AVAILABLE!



## VOLUME TWO

- ⚡ Mario Kart: Super Circuit
- ⚡ Advance Wars
- ⚡ Super Street Fighter II: Turbo Revival
- ⚡ Jurassic Park III: Park Builder
- ⚡ LEGO Bionicle: Quest for the Toa

**ORDER YOUR COPY TODAY!**  
**VISIT [STORE.NINTENDO.COM](http://STORE.NINTENDO.COM)**  
**OR CALL 1-800-255-3700**



# POWER RANGERS TIME FORCE



## TIME FOR TIME FORCE ON YOUR FAVORITE GAME SYSTEMS!



GAME BOY ADVANCE



AWESOME COMBAT MOVES



STUNNING 3D ENVIRONMENTS



BATTLE POWERFUL ENEMIES



Mild Violence



# CUBIX™

ROBOTS FOR EVERYONE

RACE 'N  
ROBOTS

## KOLOSSAL, EAT MY DUST!



**THE MOST EXCITING SHOW  
ON TV IS NOW A VIDEOGAME!**

Race other robots for a chance to  
take on Kolossal. Are you ready?

JOIN THE FUN AT:  
[www.3DO.com/cubix](http://www.3DO.com/cubix)



Screenshots are from the PlayStation® game release.

See the Hit Show on Saturday morning  
TV and now play the game on your  
favorite videogame system.



© 2001 The 3DO Company. All Rights Reserved. 3DO, Race 'n Robots, and their respective logos, are trademarks or registered trademarks of The 3DO Company in the U.S. and other countries. © 2001 CINETIX, Delton, and 4Kids Entertainment. Cubix is a registered trademark of CINETIX, Delton, and 4Kids Entertainment. © 2001 Blitz Games logo is a registered trademark of Blitz Games Ltd. PlayStation and the PlayStation logo are registered trademarks of Sony Computer Entertainment Inc. Licensed by Nintendo, Nintendo, Game Boy, and Game Boy Color are trademarks of Nintendo of America Inc. ©1999, 1996 Nintendo of America Inc. All other trademarks belong to their respective owners.



*Our goal is to try and preserve classic videogame magazines  
from years gone by before they are lost forever.*

*Thanks goes out to all the people who make this possible.  
From the original editors and writers,  
to everyone involved in acquiring and digitizing these magazines.*

*People interested in helping us out, in whatever way possible.  
Either by donating classic magazines, scanning, editing or distributing them,  
visit us at <http://www.retromags.com>*

*We are only interested in preserving classic magazines  
that are at least 5 years out of print.*

*We have no desire or intention to profit from these in any way.  
So please, if you come across people trying to sell these releases, don't support them!*

*Thank You and ENJOY!*

